










2019

**Business
Count**



Highlights

Contents

Business Count	3	
Durham Region	4	
Ajax	8	
Brock	10	
Clarington	12	
Oshawa	14	
Pickering	16	
Scugog	18	
Uxbridge	20	
Whitby	22	
Glossary	25	
Notes	27	



Message from the Commissioner of Planning and Economic Development

In 2019, the Region of Durham and its municipal partners conducted the 8th annual Business Count.

Results from the Business Count tell us about the type of employment, number of employees and overall characteristics of businesses in the region. The data collected during the annual Business Count and its analysis of year-over-year trends is used to: update the Region's on-line business directory; provide background information for various planning studies; monitor growth; and, promote economic development initiatives in the Region.

The information below provides the key findings from the 2019 Business Count. In the Summer of 2019 there were:

- 206,494 jobs in the Region, a 3.1% increase over 2018;
- 12,666 businesses in the Region; and,
- the top three employment sectors in the Region are retail trade, health care and social assistance and education services.

The findings from the survey confirm Durham is a great place to live, work and invest. I encourage you to read the Business Count Highlights report to learn why businesses continue to open and expand in the Region of Durham.

Brian Bridgeman

Commissioner, Planning and Economic Development

Business Count Overview

Between May and September, the Region's Business Count team visit each visible business establishment in Durham to gather basic information about the type and nature of the business, the number of employees, floor space, etc. The 2019 Business Count Highlights Report details the survey results and provides year-over-year trend analysis.

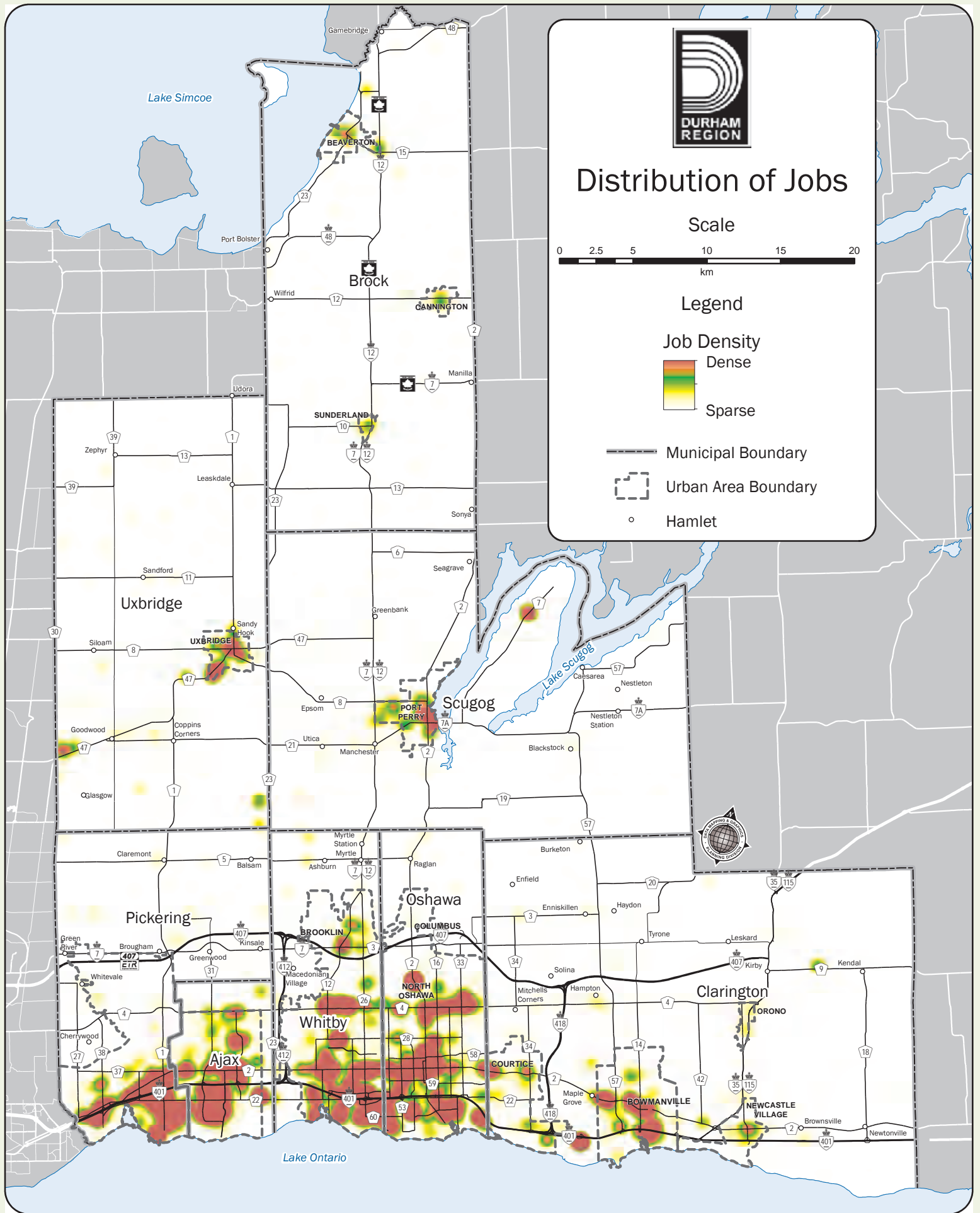
The data collected during the 2019 Business Count is shared with the area municipalities and will be used to update the Region's business directory. Additionally, it will be used for a variety of planning and economic development purposes such as land use studies and growth monitoring.

The Region's annual Business Count is conducted by a group of seven summer students primarily through short face-to-face interviews. The students, on average, conduct each survey in less than five minutes. In the event a face-to-face interview is not possible, businesses have the option of returning the survey by mail, fax, or by completing it on the Region's website. Large employers such as school boards, Ontario Power Generation and municipal government offices are contacted by phone or email. The survey coverage includes all the Region's urban areas, hamlets and rural employment areas. In the rural areas, each road is travelled, and a visual inspection of the road frontages is conducted in an effort to locate additional businesses to make sure the database is as complete as possible.

Business locations surveyed include, but are not limited to, professional offices, stores, places of worship, hotels, medical offices, industrial facilities, farm operations, schools, government offices, hospitals, not for profit establishments, vacant commercial, industrial and institutional locations.

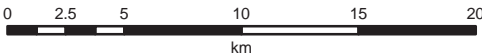
Homebased and mobile businesses are not included in the door-to-door survey. These types of businesses are challenging to survey in person due to a lack of a traditional bricks and mortar location. A targeted social media advertising campaign and radio ads are used to encourage homebased businesses to participate.

Farms are identified through signage which shows the name of the farm, as well as Ontario Federation of Agriculture (OFA) and Christian Farmers Federation of Ontario (CFFO) signs. Farm operators were encouraged to participate in the Business Count through targeted radio and social media campaigns.



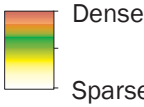
Distribution of Jobs

Scale



Legend

Job Density



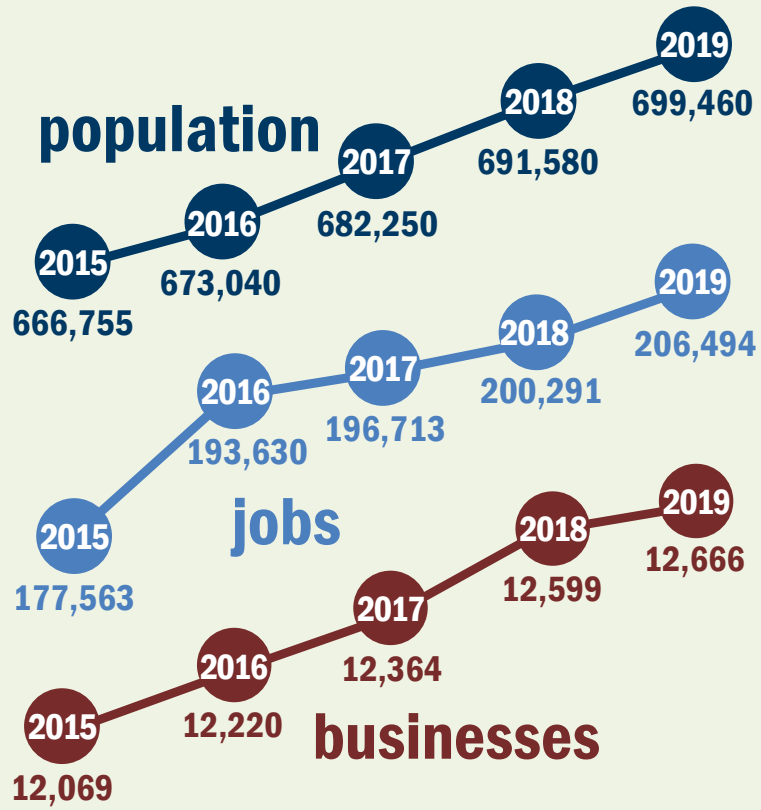
— Municipal Boundary

- - - Urban Area Boundary

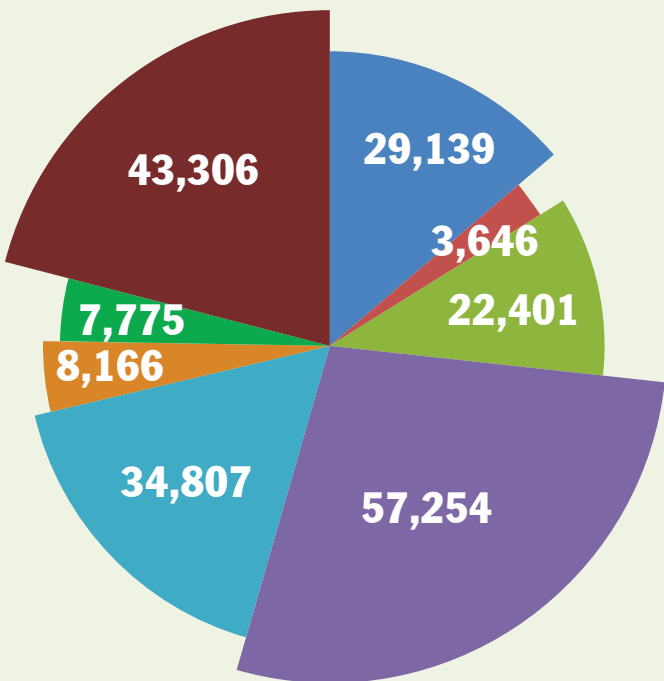
o Hamlet



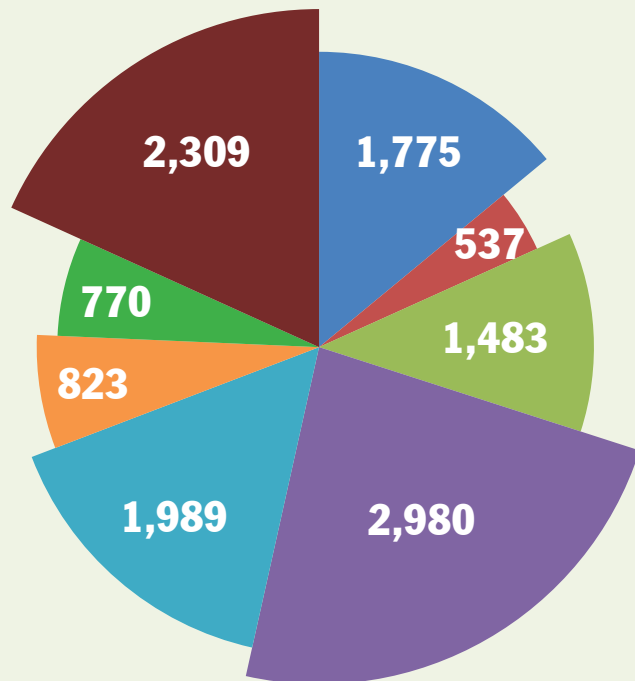
12,666
Total
Businesses
206,494
Total Jobs
↑3.1%
Job Growth



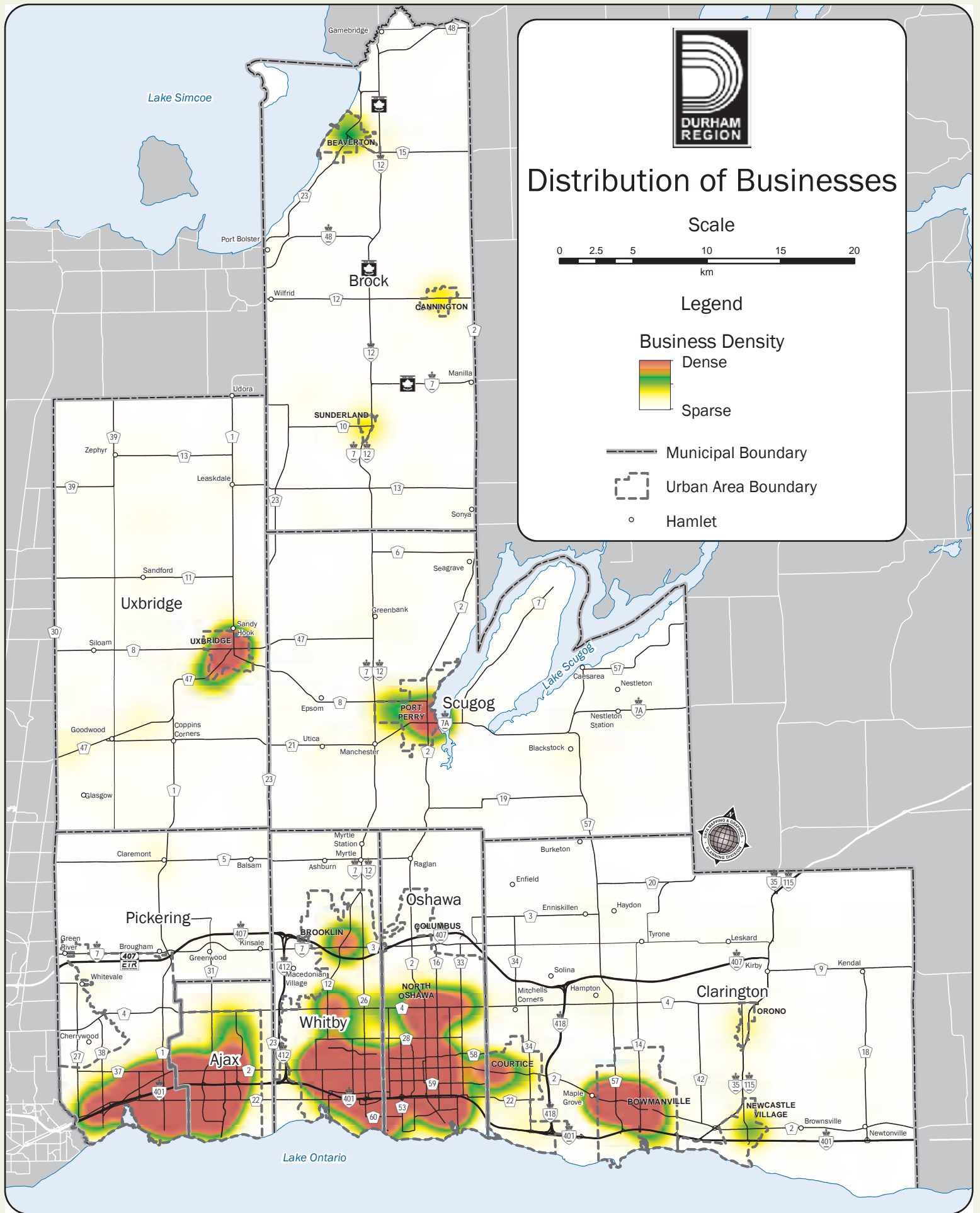
Municipal Job Share



Municipal Business Share



■ Ajax
 ■ Brock
 ■ Clarington
 ■ Oshawa
 ■ Pickering
 ■ Scugog
 ■ Uxbridge
 ■ Whitby





■ Total Existing Jobs
■ Total New Jobs

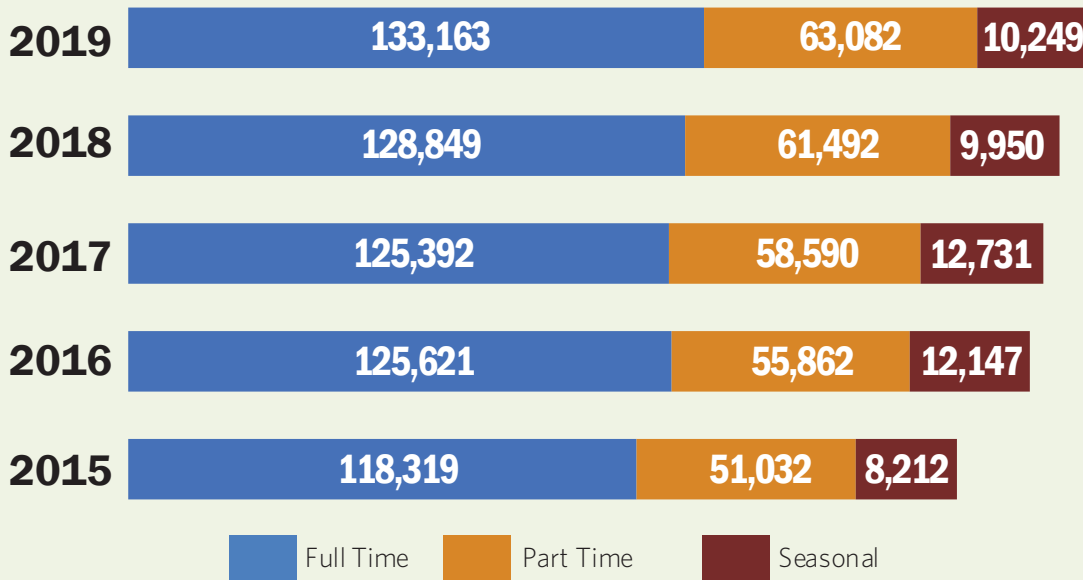


1,036
Business locations
opened in 2019




1,406
Business locations
were vacant in 2019

Jobs by Employment Type



Top 10 Employers in Durham are:

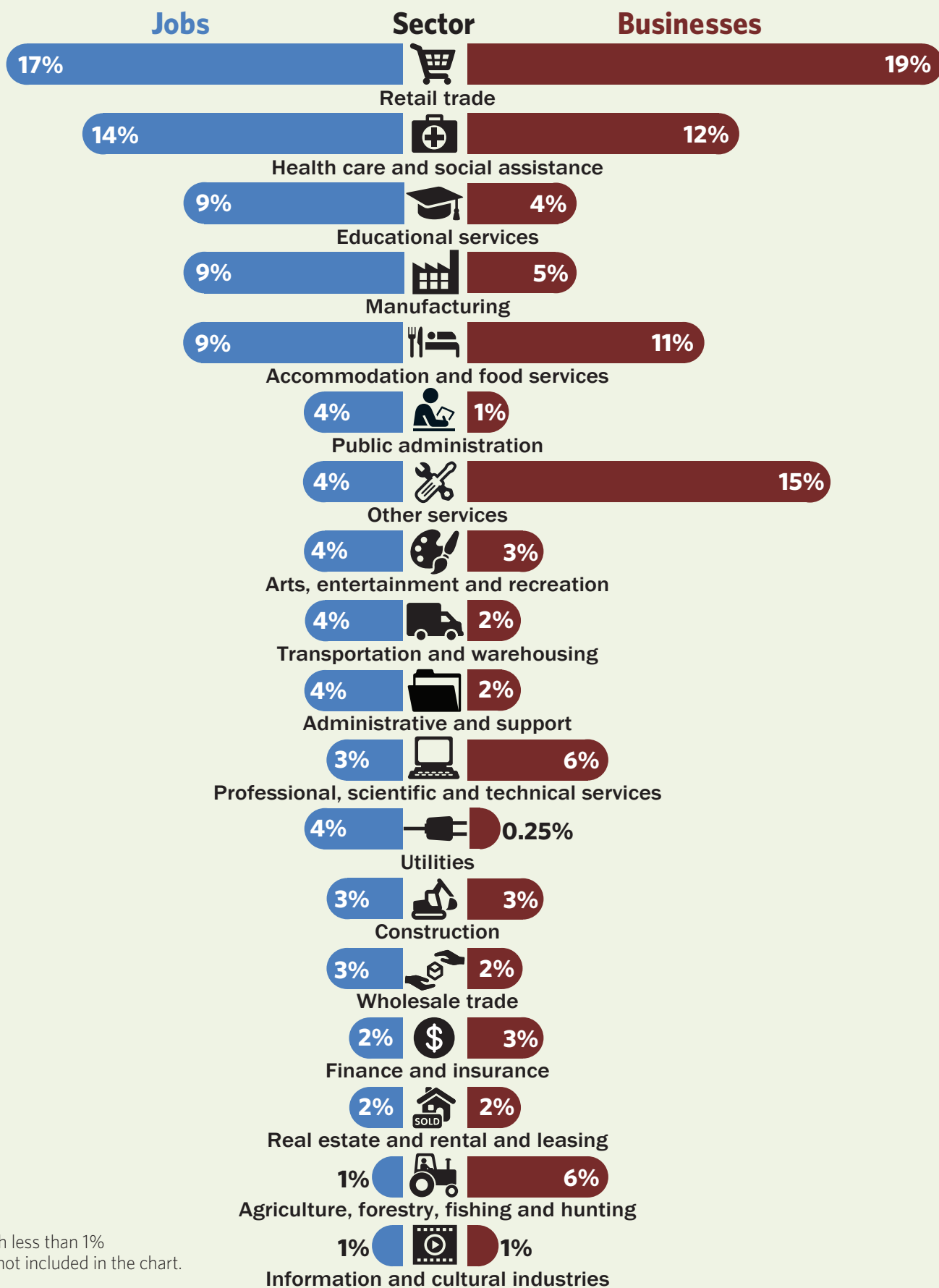
Ontario Power Generation (OPG).....	8500-9000 jobs
Durham District School Board.....	7000-7500 jobs
Lakeridge Health.....	7000-7500 jobs
Regional Municipality of Durham.....	5000-5500 jobs
General Motors of Canada.....	3000-3500 jobs
Durham College.....	2500-3000 jobs
Tim Hortons.....	2000-2500 jobs
Ontario Tech University.....	2000-2500 jobs
Durham Catholic District School Board...	2000-2500 jobs
Walmart.....	2000-2500 jobs



678 jobs at
300 home based
businesses
were reported

We believe the number is much higher as the data collection is difficult.

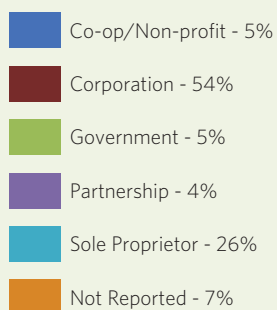
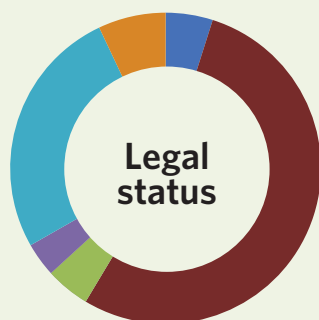
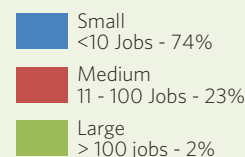
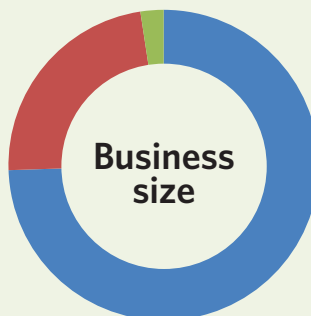
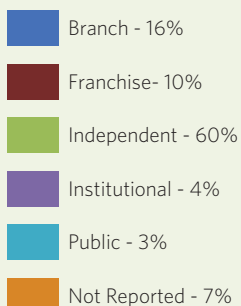
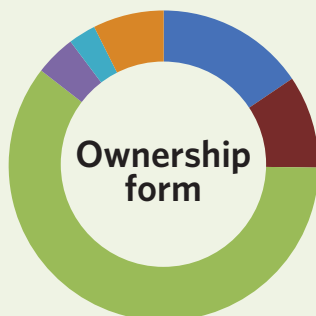
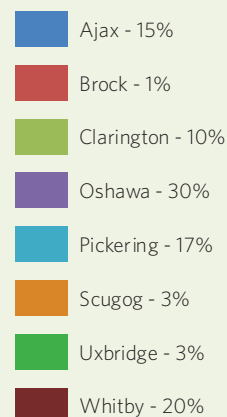
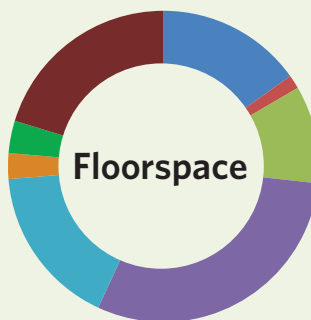
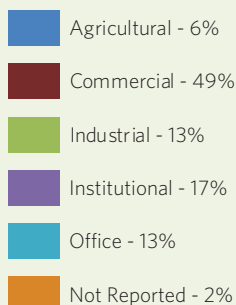
Highest Employment Sectors* and Related Business Locations (%)



Note: Sectors with less than 1% employment are not included in the chart.

*Classified using the North American Classification System (NAICS) Canada, 2017

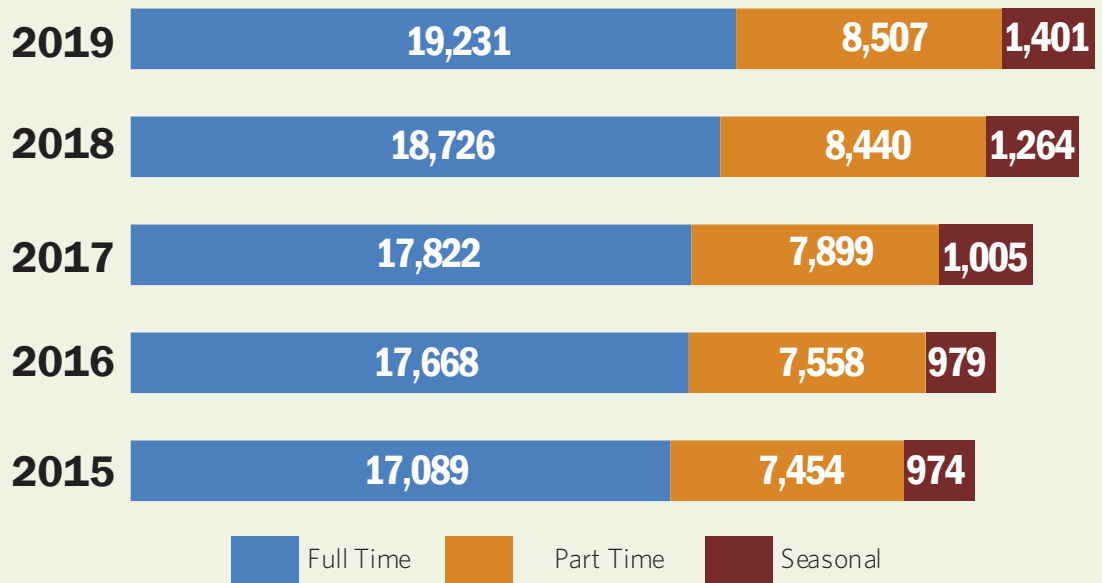
Percentage of Businesses by:



Businesses most often reported difficulty in finding skilled workers in the following occupations:

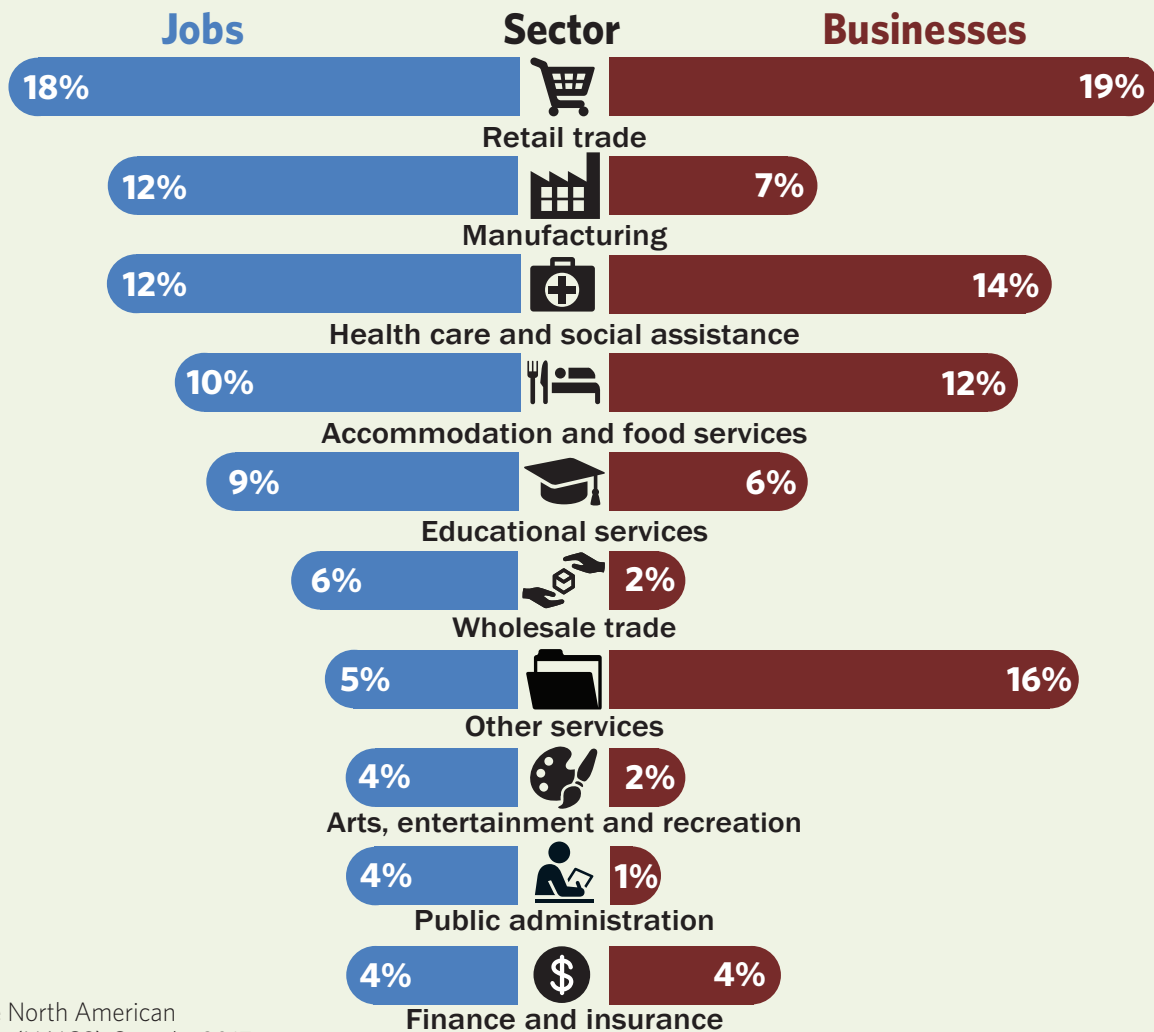
- auto mechanic;**
- chef/cook;**
- technician;**
- hair stylist;**
- drivers/operator;**
- sales and customer service;**
- general labour;**
- medical/health services;**
- carpenter;**
- construction;**
- and engineer.**

Jobs by Employment Type

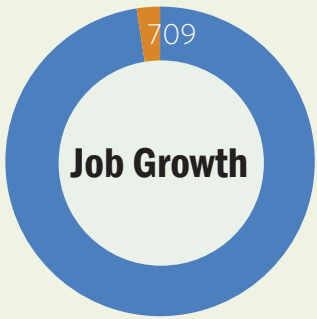


Ajax
1,775
Total
Businesses
29,139
Total Jobs
↑2.5%
Job Growth

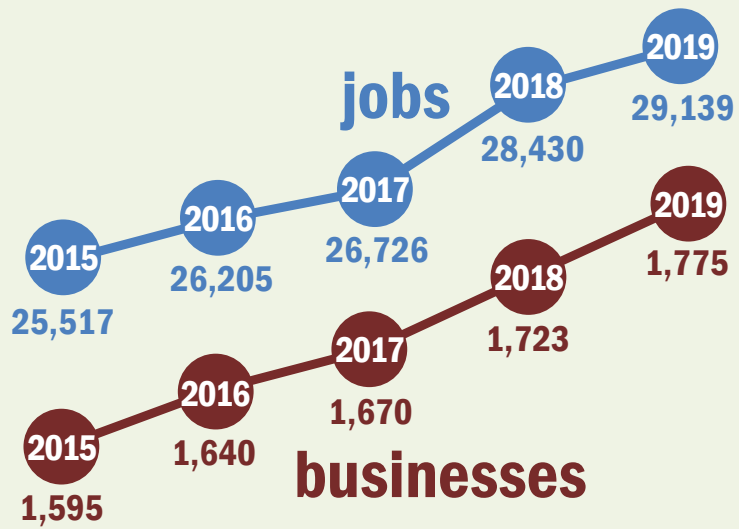
Top 10 Employment Sectors* and Related Business Locations (%)



*Classified using the North American Classification System (NAICS) Canada, 2017



Total Existing Jobs
Total New Jobs



181
Business locations
opened in **2019**

127 businesses
import



87 businesses
export



198
Business locations
were vacant in **2019**

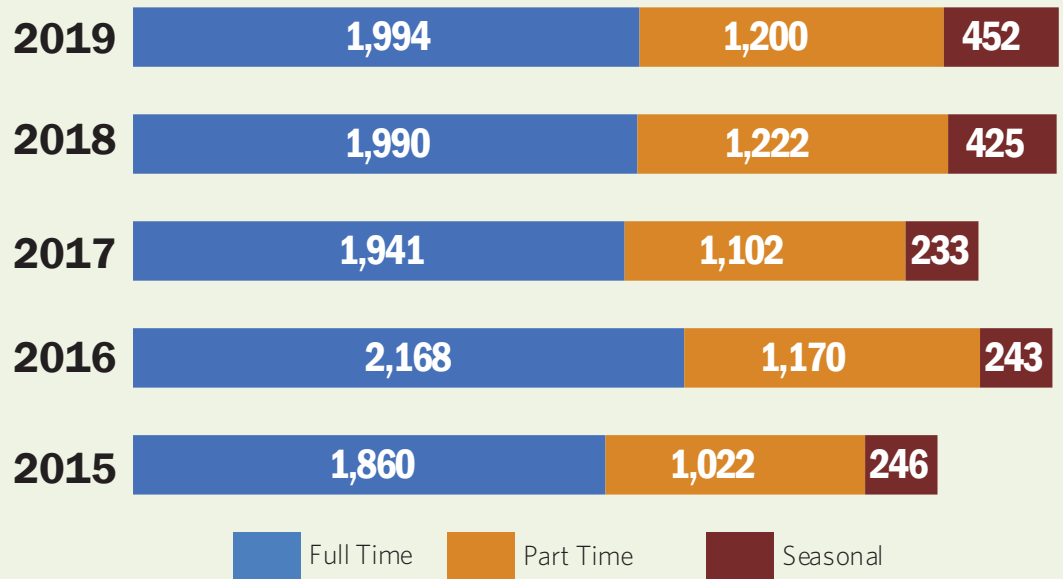
Top 10 Employers in Ajax are:

Durham District School Board.....	1250-1500 jobs
Loblaws Companies Inc.....	1000-1250 jobs
Lakeridge Health.....	1000-1250 jobs
Town of Ajax.....	1000-1250 jobs
SaFran. Messier-Bugatti-Dowty Inc.....	500-750 jobs
Durham Catholic District School Board.....	500-750 jobs
Regional Municipality of Durham.....	250-500 jobs
Lear Canada.....	250-500 jobs
Intact Insurance Company.....	250-500 jobs
McDonald's.....	250-500 jobs

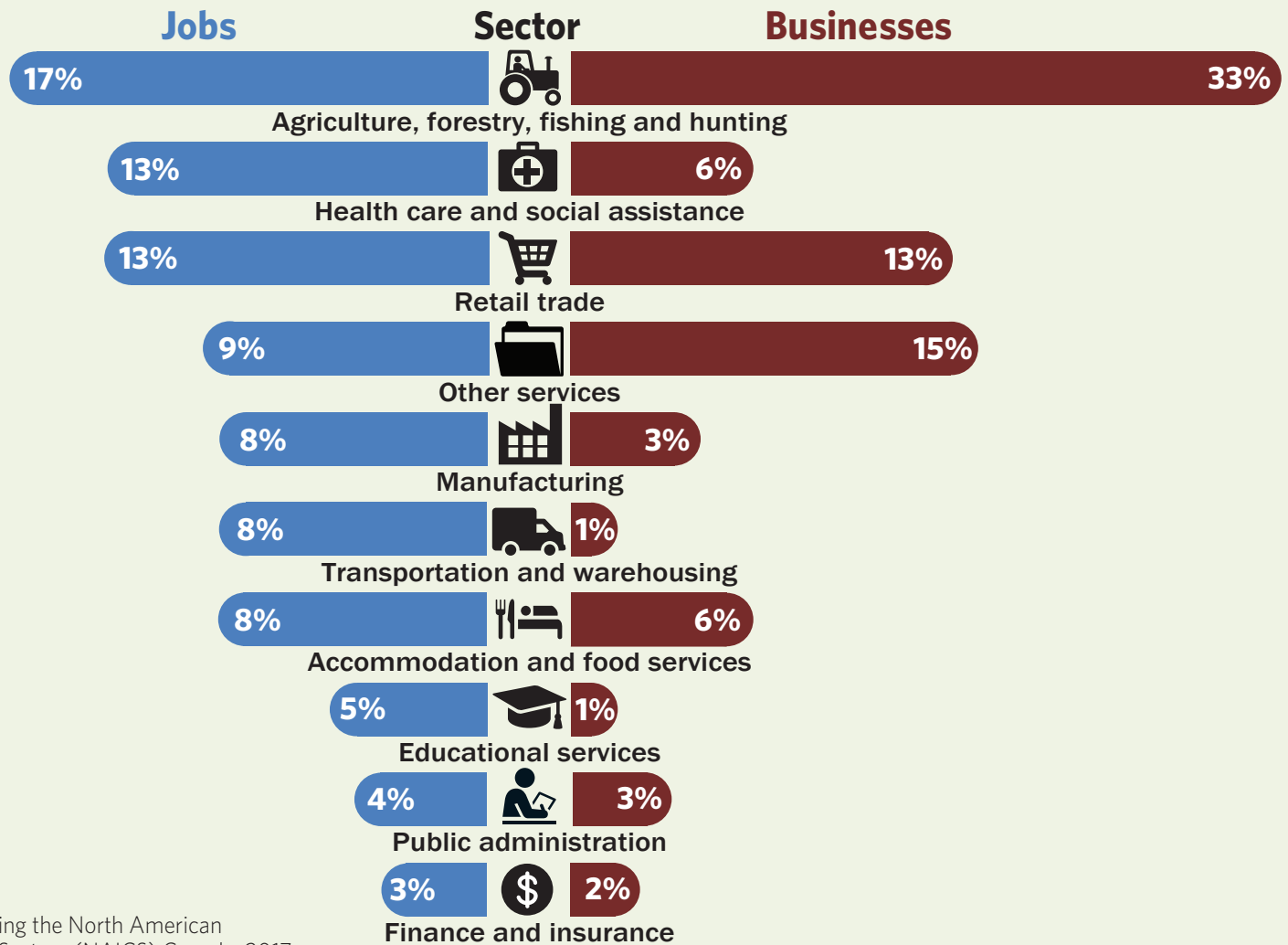
Businesses most often reported difficulty in finding skilled workers in the following occupations:
auto mechanic;
hair stylist;
technician;
chef/cook;
sales and customer service.

Brock
537
Total
Businesses
3,645
Total Jobs
↑0.2%
Job Growth

Jobs by Employment Type



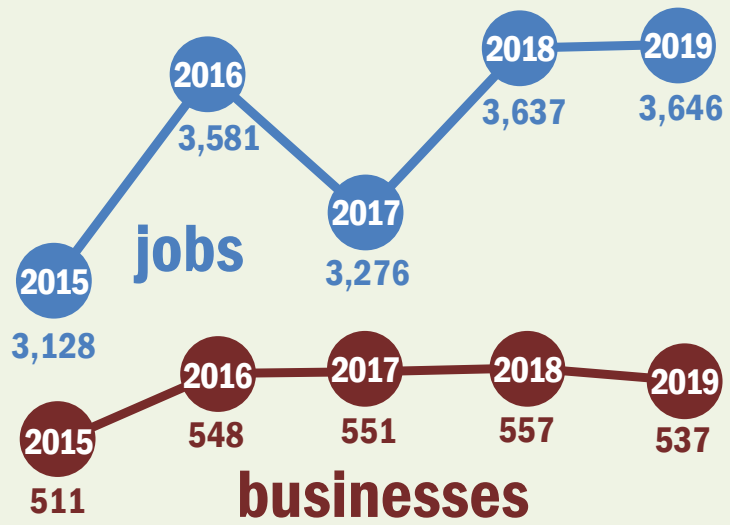
Top 10 Employment Sectors* and Related Business Locations (%)



*Classified using the North American Classification System (NAICS) Canada, 2017



■ Total Existing Jobs
■ Total New Jobs



12 Business locations opened in 2019



42 Business locations were vacant in 2019

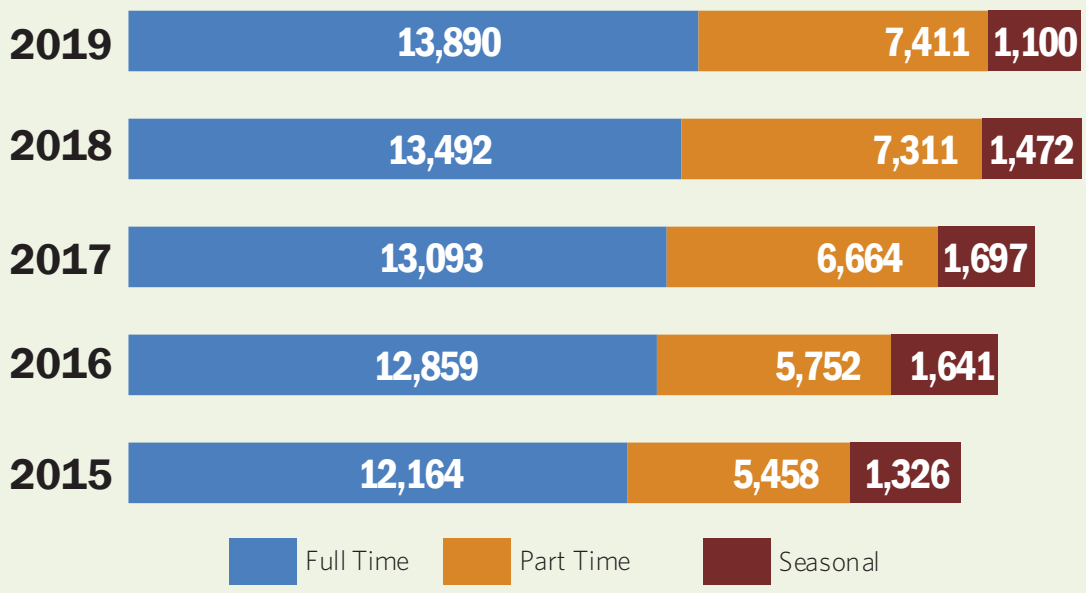
Top 10 Employers in Brock are:

Regional Municipality of Durham.....	250-500 jobs
Stock Transportation.....	250-500 jobs
Durham District School Board.....	100-250 jobs
GoodYear Farm.....	100-250 jobs
Fair Havens Ministries.....	100-250 jobs
Township of Brock.....	100-250 jobs
Flex -N- Gate.....	100-250 jobs
Fisher's Independent Grocer.....	100-250 jobs
McDonald's.....	100-250 jobs
Bon Air Residence.....	<100 jobs

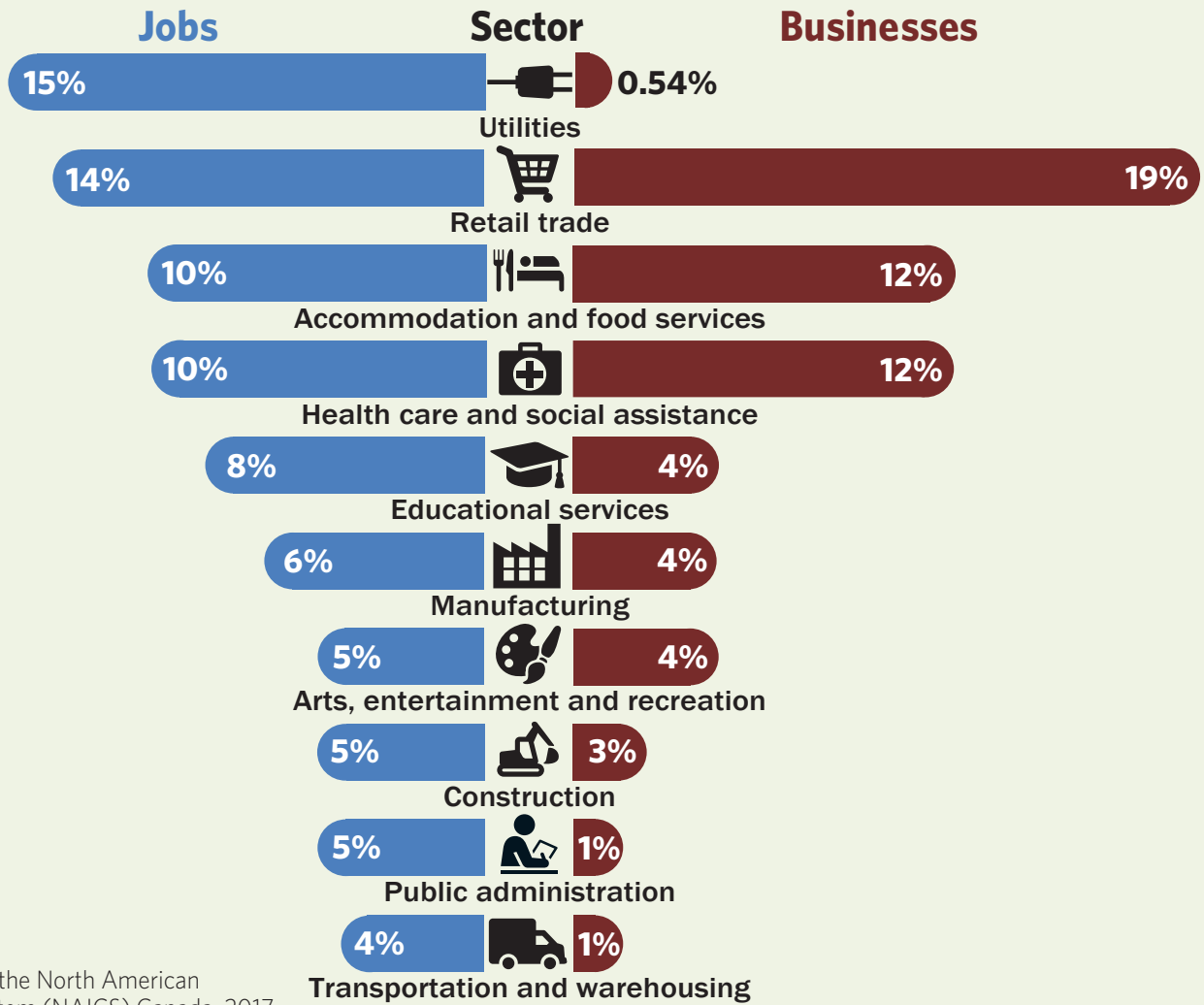
Businesses most often reported difficulty in finding skilled workers in the following occupations:
chef/cook;
technician;
and farm labour.

Clarington
1,483
Total
Businesses
22,401
Total Jobs
↑0.6%
Job Growth

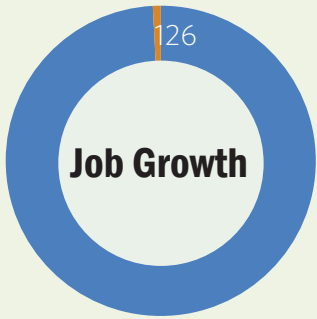
Jobs by Employment Type




Top 10 Employment Sectors* and Related Business Locations (%)



*Classified using the North American Classification System (NAICS) Canada, 2017



Total Existing Jobs
Total New Jobs



123
Business locations
opened in **2019**



81
Business locations
were **vacant** in **2019**

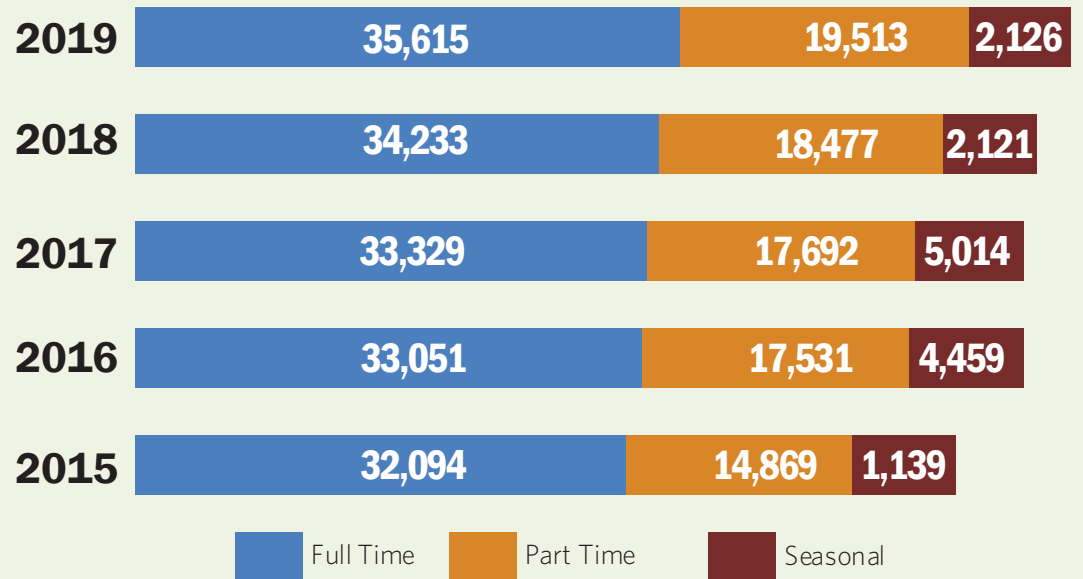
Top 10 Employers in Clarington are:

Ontario Power Generation (OPG)	3500-3750 jobs
Municipality of Clarington	1250-1500 jobs
Kawartha Pine Ridge District School Board	750-1000 jobs
Black & Macdonald Ltd.	500-750 jobs
Cardan Contracting	250-500 jobs
Lakeridge Health	250-500 jobs
Brimacombe	250-500 jobs
Tim Hortons	250-500 jobs
Walmart	250-500 jobs
Durham Christian Homes Society Inc.	250-500 jobs

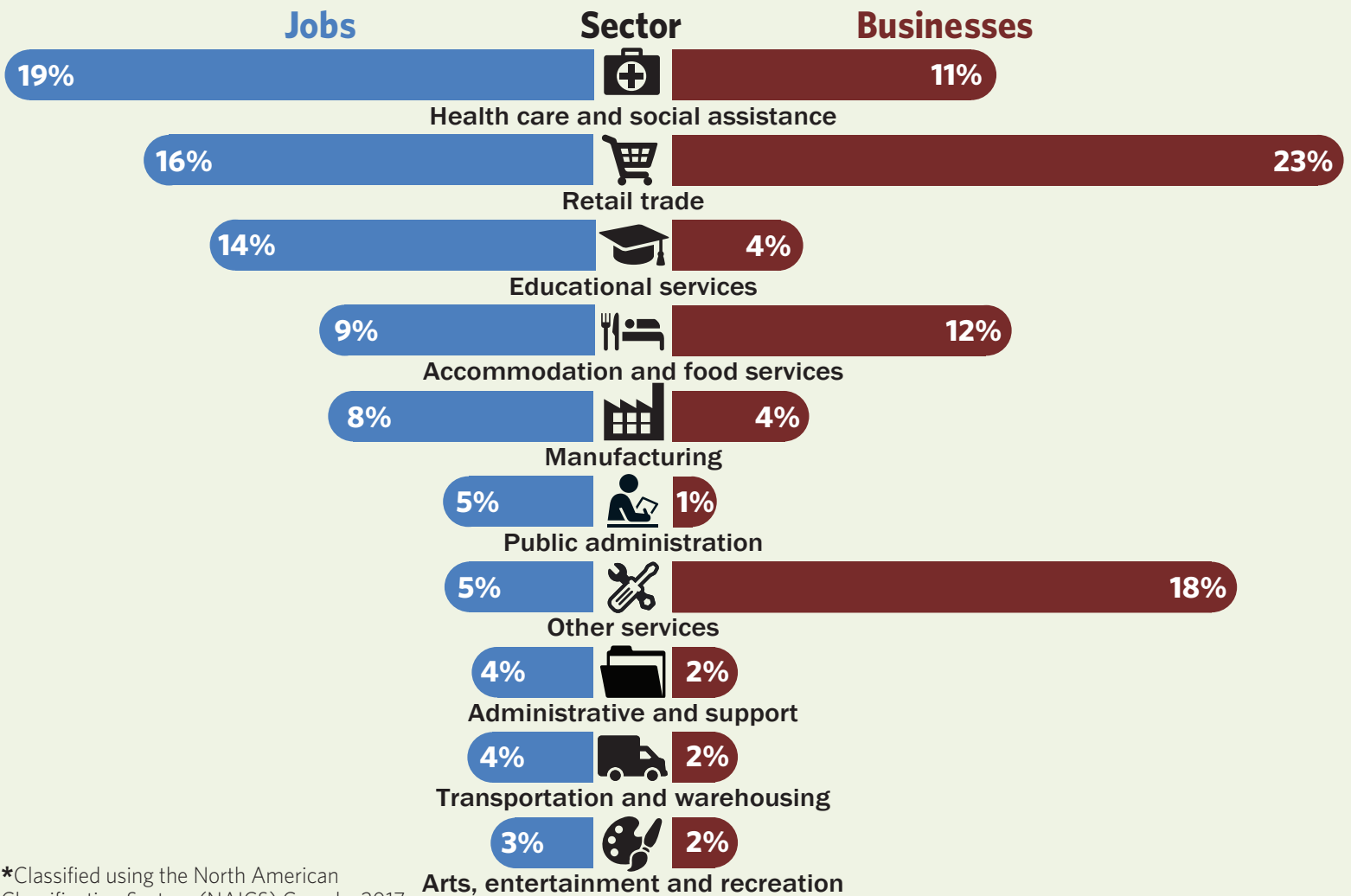
Businesses most often reported difficulty in finding skilled workers in the following occupations:
auto mechanic;
hair stylist;
chef/cook;
driver/operator;
and registered massage therapist.

Oshawa
2,980
Total
Businesses
57,254
Total Jobs
↑4.4%
Job Growth

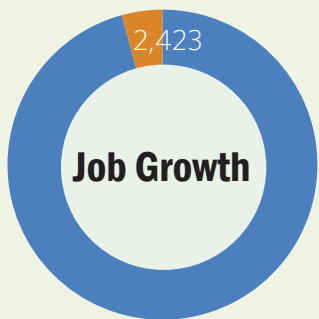
Jobs by Employment Type



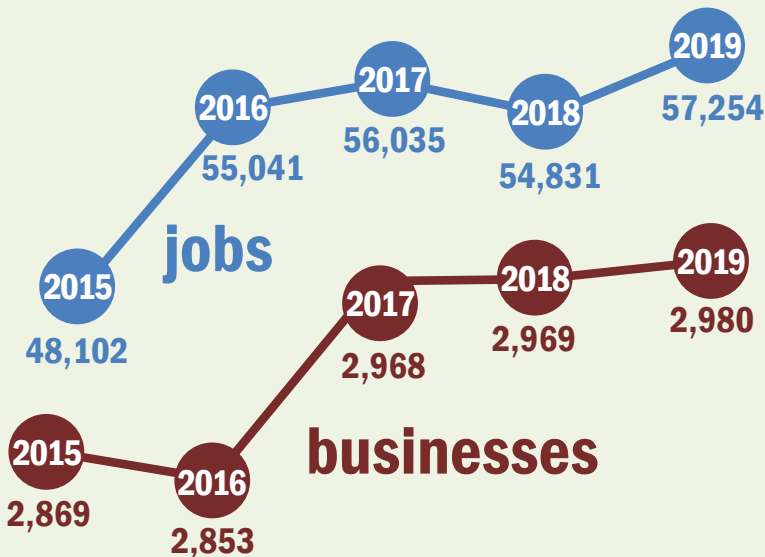
Top 10 Employment Sectors* and Related Business Locations (%)



*Classified using the North American Classification System (NAICS) Canada, 2017



■ Total Existing Jobs
■ Total New Jobs



258
Business locations
opened in **2019**

157 businesses
import



73 businesses
export



455
Business locations
were **vacant** in **2019**

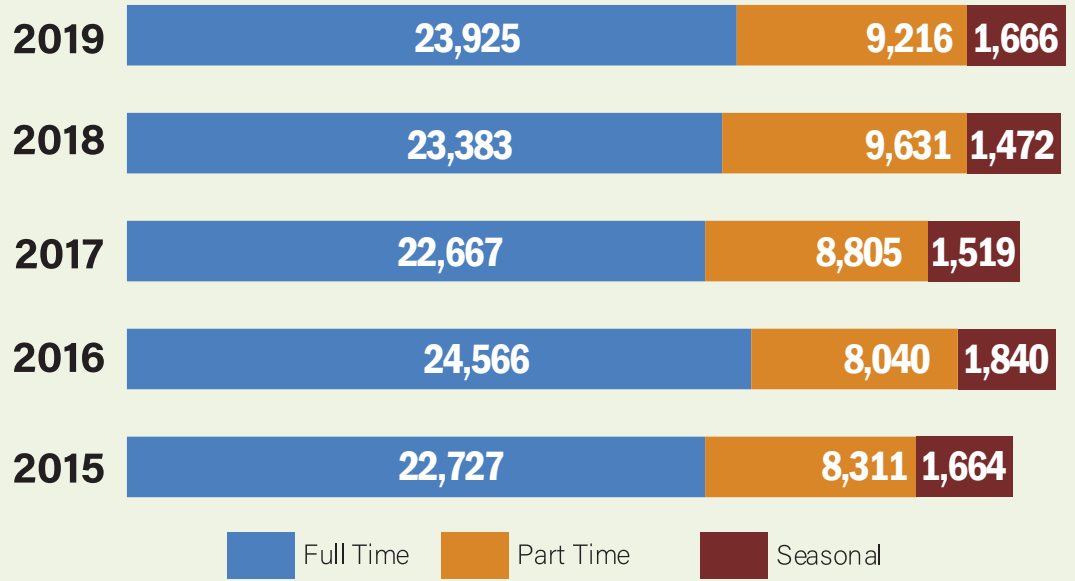
Top 10 Employers in Oshawa are:

Lakeridge Health.....	4000-4250 jobs
General Motors of Canada.....	3250-3500 jobs
Durham College.....	2250-2500 jobs
Ontario Tech University.....	2250-2500 jobs
Durham District School Board.....	1750-2000 jobs
Regional Municipality of Durham.....	1250-1500 jobs
City of Oshawa.....	1250-1500 jobs
Concentrix.....	1000-1250 jobs
Ministry of Finance.....	1000-1250 jobs
Durham Catholic District School Board.....	500-750 jobs

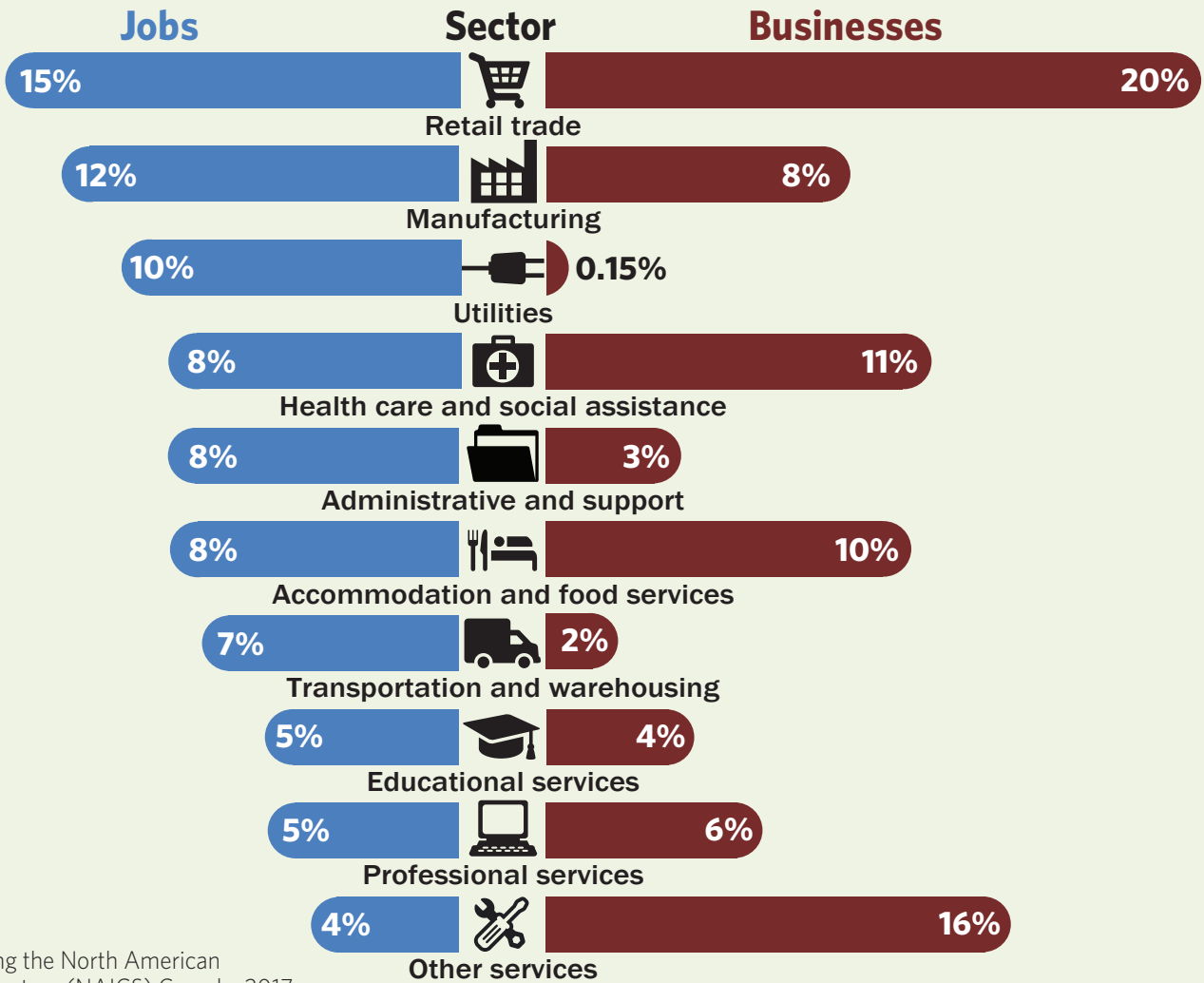
Businesses most often reported difficulty in finding skilled workers in the following occupations:
auto mechanic;
technician;
carpenter;
driver/operator;
and tradesman.

Pickering
1,989
Total
Businesses
34,807
Total Jobs
↑0.9%
Job Growth

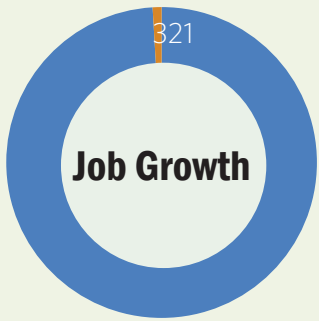
Jobs by Employment Type



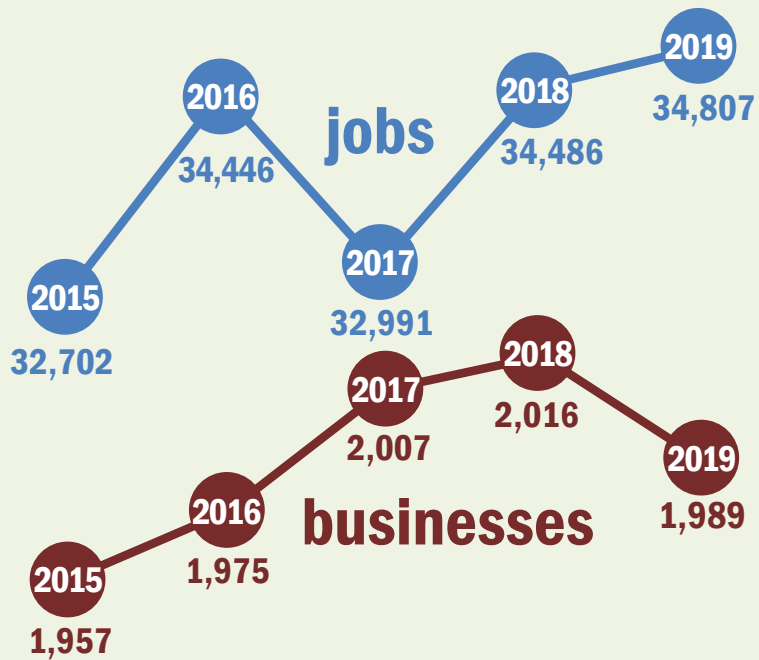
Top 10 Employment Sectors* and Related Business Locations (%)



*Classified using the North American Classification System (NAICS) Canada, 2017



■ Total Existing Jobs
■ Total New Jobs



Come in We're
OPEN

150
Business locations
opened in **2019**

147 businesses
import



111 businesses
export

For
**OWN, RENT
or LEASE**

307
Business locations
were **vacant** in **2019**

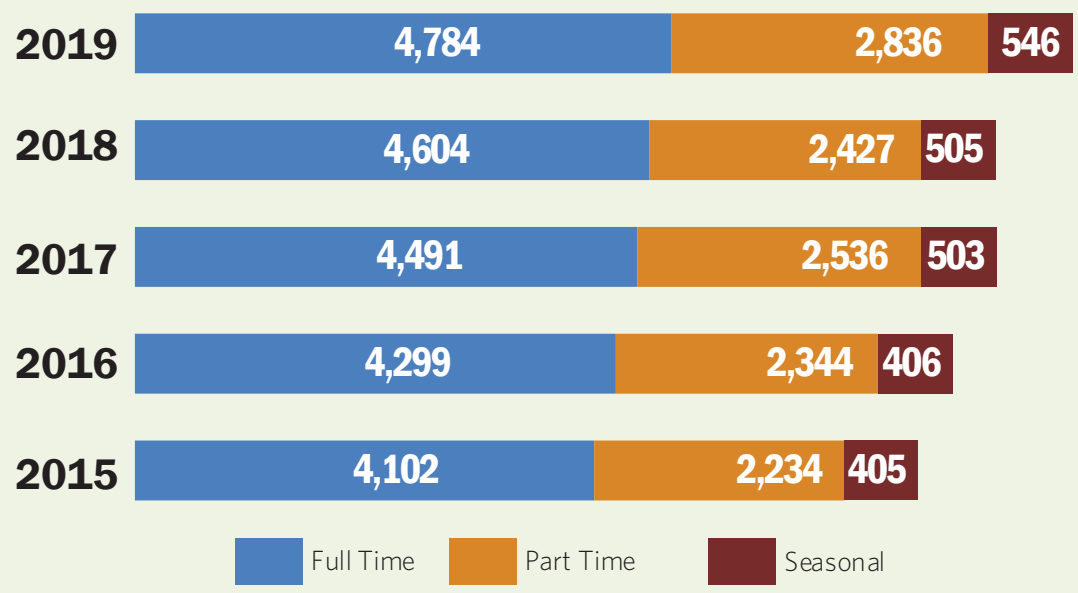
Top 10 Employers in Pickering are:

Ontario Power Generation (OPG)	4250-4500 jobs
City of Pickering	750-1000 jobs
Durham District School Board	750-1000 jobs
Rogers	750-1000 jobs
Aspect Retail Logistics	500-750 jobs
MPAC (Municipal Property Assessment Corporation)	500-750 jobs
Durham Catholic District School Board	250-500 jobs
Purdue Pharma Canada	250-500 jobs
Tim Hortons	250-500 jobs
Primerica	250-500 jobs

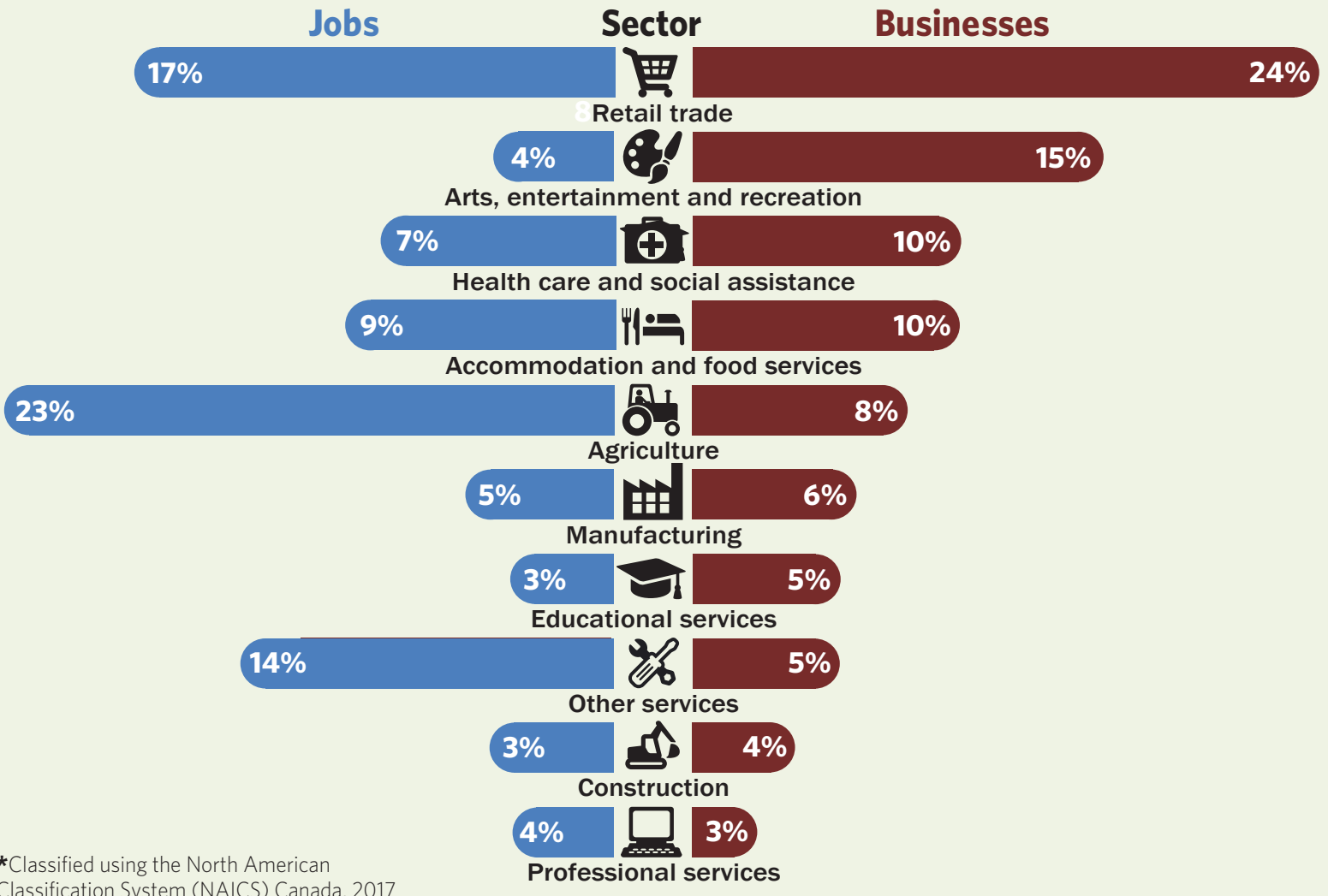
Businesses most often reported difficulty in finding skilled workers in the following occupations:
chef/cook;
auto mechanic;
technician;
hair stylist; and
driver/operator.

Scugog
823
Total
Businesses
8,166
Total Jobs
↑8.4%
Job Growth

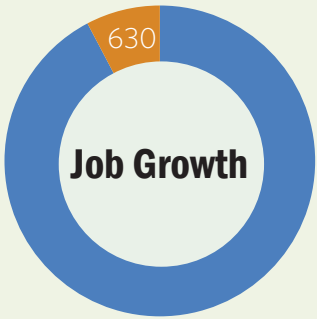
Jobs by Employment Type



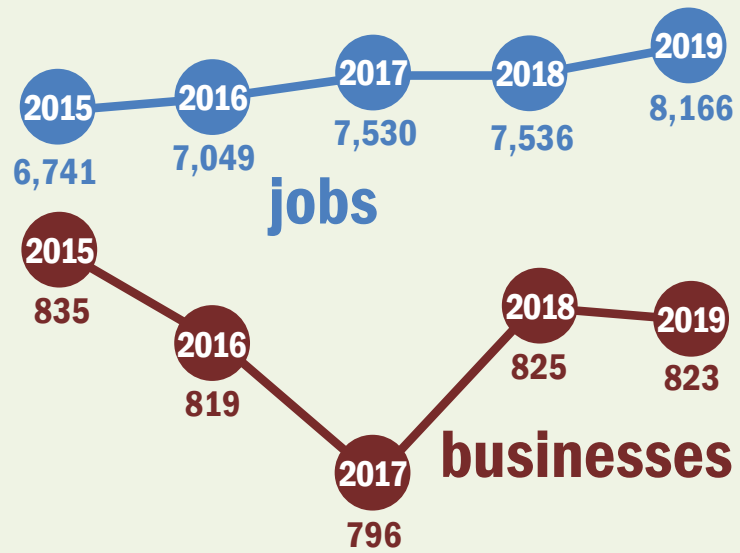
Top 10 Employment Sectors* and Related Business Locations (%)



*Classified using the North American Classification System (NAICS) Canada, 2017



■ Total Existing Jobs
■ Total New Jobs



35 Business locations opened in **2019**



39 businesses import

27 businesses export



76 Business locations were vacant in **2019**

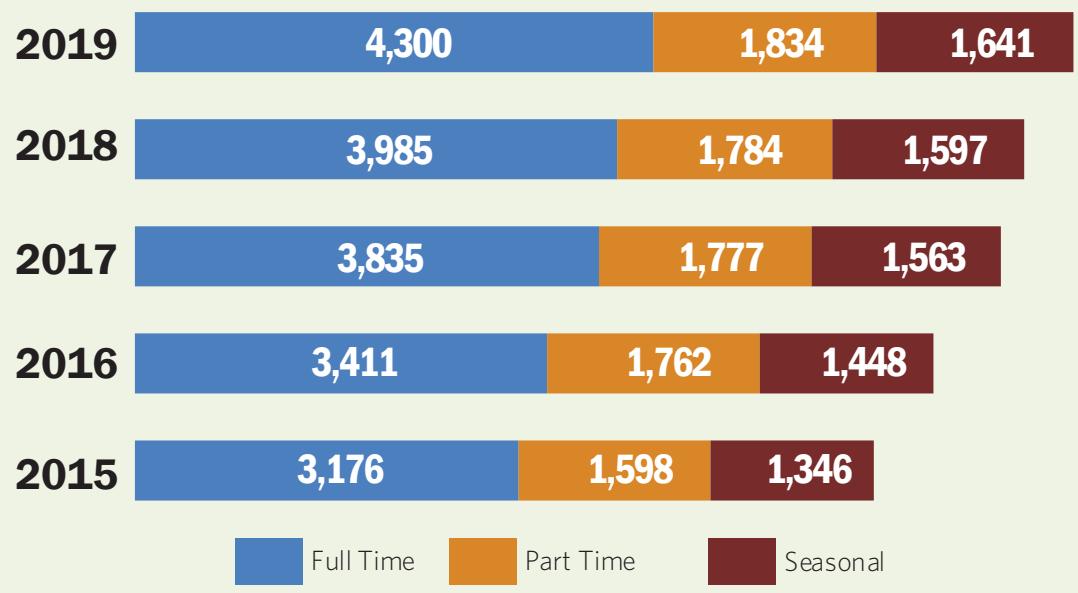
Top 10 Employers in Scugog are:

The Great Blue Heron Charity Casino	750-1000 jobs
Foodland	500-750 jobs
Durham District School Board	250-500 jobs
Independent Grocers	100-250 jobs
Walmart	100-250 jobs
Port Perry Place Care Home	100-250 jobs
Township of Scugog	100-250 jobs
Greenwood Mushroom Farm	100-250 jobs
Regional Municipality of Durham	100-250 jobs
Tim Hortons	100-250 jobs

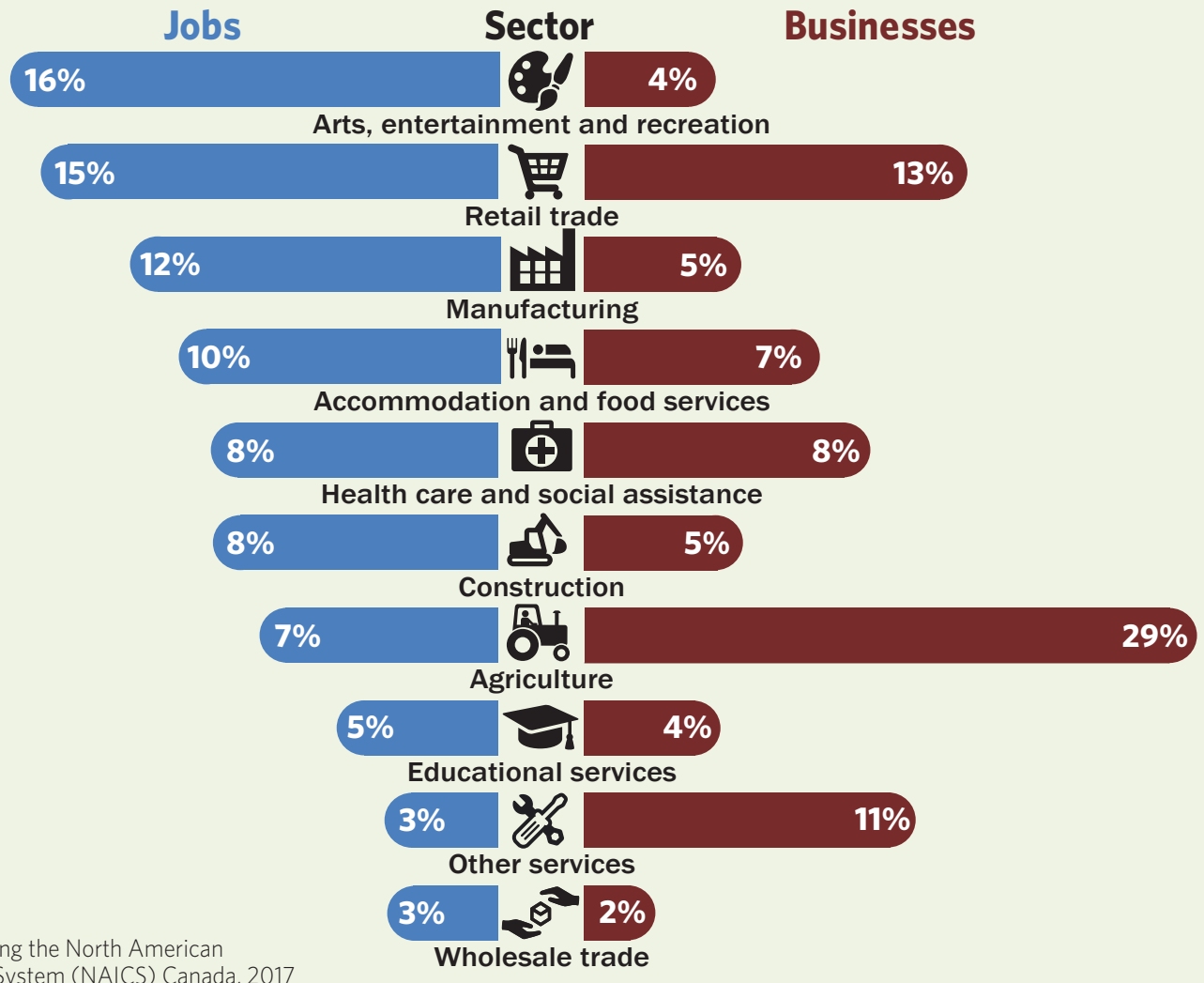
Businesses most often reported difficulty in finding skilled workers in the following occupations:
driver/operator;
butcher; and
engineer.

Uxbridge
770
Total
Businesses
7,775
Total Jobs
↑5.6%
Job Growth

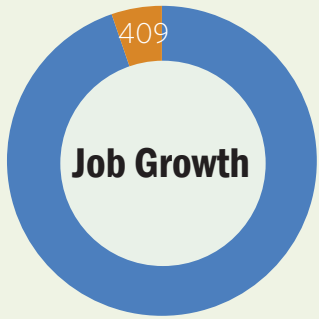
Jobs by Employment Type



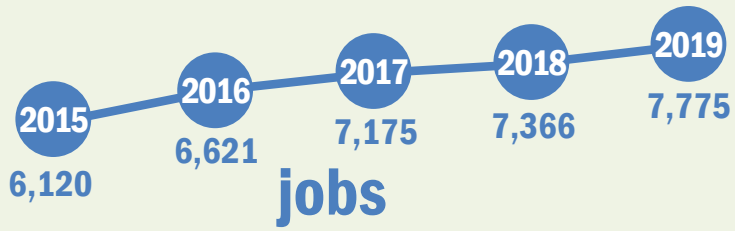
Top 10 Employment Sectors* and Related Business Locations (%)



*Classified using the North American Classification System (NAICS) Canada, 2017



Total Existing Jobs
Total New Jobs



59
Business locations
opened in **2019**

36 businesses
import



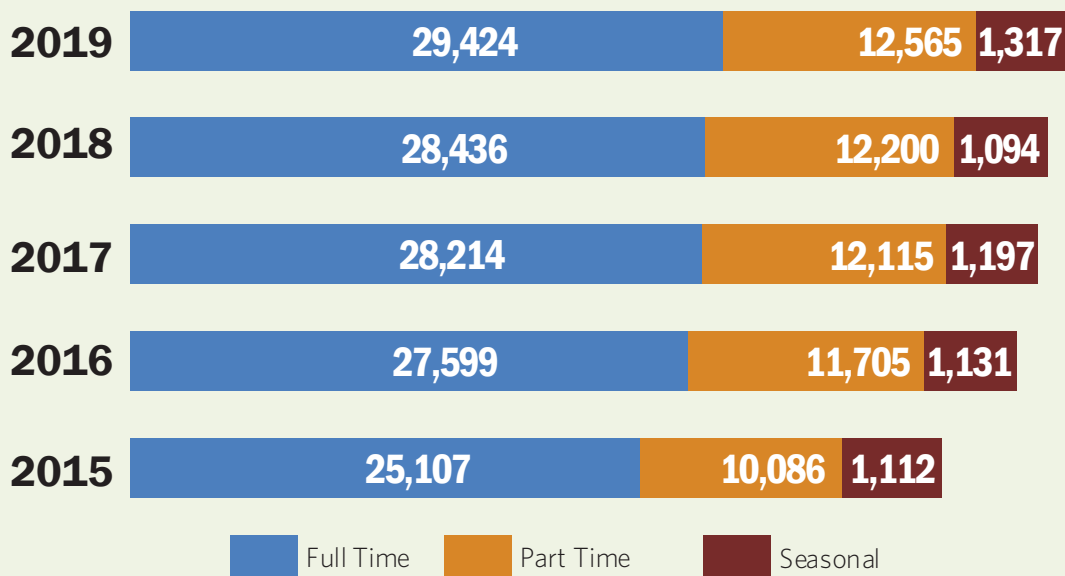
53
Business locations
were **vacant** in **2019**

Top 10 Employers in Uxbridge are:

Lakeridge Resort Ltd.....	250-500 jobs
Durham District School Board.....	250-500 jobs
Township of Uxbridge.....	250-500 jobs
Dagmar Ski Resort.....	100-250 jobs
Loblaw Companies Ltd.....	100-250 jobs
Canadian Tire.....	100-250 jobs
Castool Tooling Systems.....	100-250 jobs
Wooden Sticks.....	100-250 jobs
Reachview Village.....	100-250 jobs
Heritage Restoration Inc.....	100-250 jobs

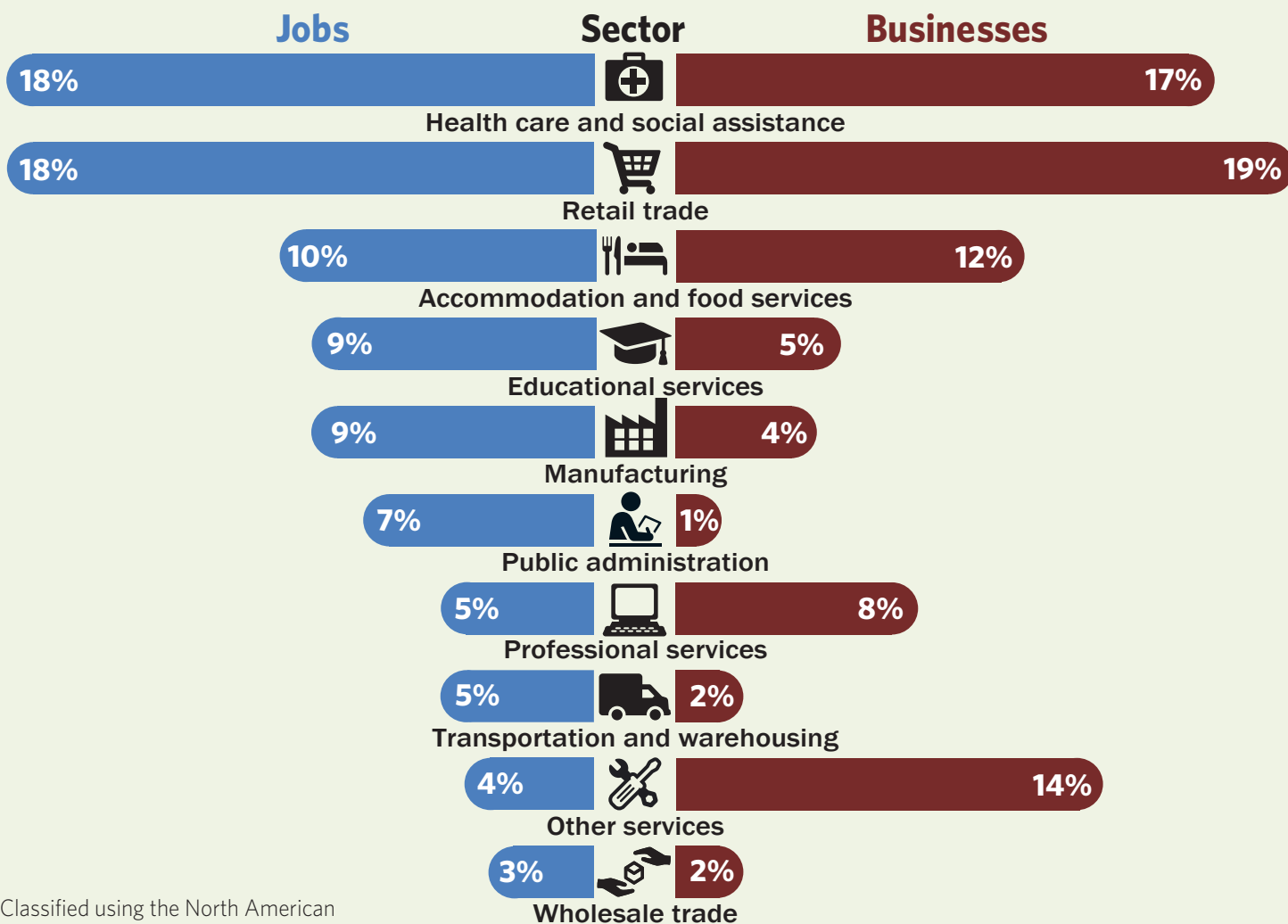
Businesses most often reported difficulty in finding skilled workers in the following occupations:
chef/cook;
driver/operator;
and farm labour.

Jobs by Employment Type

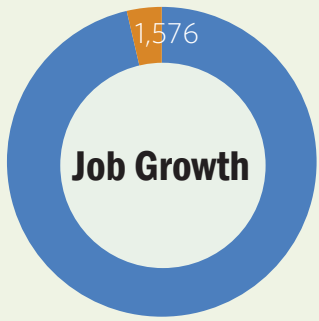


Whitby
2,309
Total
Businesses
43,306
Total Jobs
↑3.8%
Job Growth

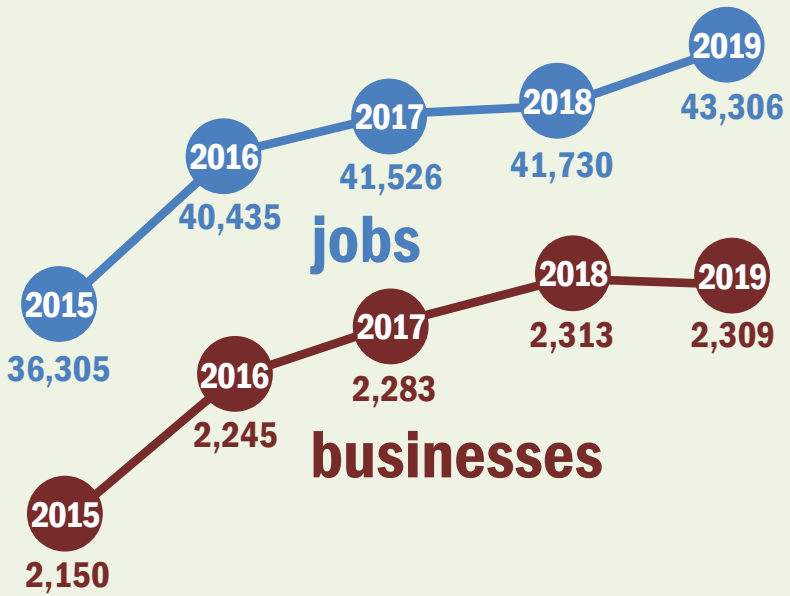
Top 10 Employment Sectors* and Related Business Locations (%)



*Classified using the North American Classification System (NAICS) Canada, 2017



■ Total Existing Jobs
■ Total New Jobs



Come in We're
OPEN

218
Business locations
opened in **2019**

140 businesses
import



67 businesses
export

For
OWN, RENT
or **LEASE**

194
Business locations
were vacant in **2019**

Top 10 Employers in Whitby are:

Regional Municipality of Durham.....	2250-2500 jobs
Durham District School Board.....	2000-2250 jobs
Lakeridge Health.....	1500-1750 jobs
Thermo Fisher Scientific.Gerdau.....	1000-1250 jobs
Town of Whitby.....	750-1000 jobs
Sobey's.....	750-1000 jobs
Central East LHIN.....	750-1000 jobs
Tim Hortons.....	500-750 jobs
CBI Home Health.....	500-750 jobs
.....	500-750 jobs

Businesses most often reported difficulty in finding skilled workers in the following occupations:
chef/cook;
driver/operator;
technician;
hair stylist; and
medical/health.

Glossary of Terms:

Businesses: Includes, but not limited to, professional offices, stores, restaurants, hotels, medical offices, industrial facilities, schools, government offices, hospitals, not for profit establishments, home based businesses. Vacant commercial and industrial locations are reported separately.

Business Sectors: The sectors are defined by the North American Industrial Classification System (NAICS) 2017 version. It is a standard classification system used throughout, Canada, the United States and Mexico.

Business Size: A small business has less than 10 jobs, a medium business has 11 – 100 jobs, and a large business has more than 100 jobs.

Vacant: There is no business operating at a location. Includes vacant commercial, institutional and industrial locations.

Full-time jobs: Total number of workers, including self-employed owner operators, who work 30 hours a week or more.

Part-time jobs: Total number of workers who work less than 30 hours a week or more.

Seasonal jobs: Total number of workers who are considered as seasonal or temporary.

Floor space in square feet: The total floor space used by a business (covered area).

Import: If a business answers yes when asked about importing products and/or services into the country.

Export: If a business answers yes when asked about exporting products and/or services out of the country.

Legal Status: The legally recognized framework for conducting commercial activities including: sole-proprietor, partnership, corporation, cooperative/non-profit and government.

Ownership Form: The business ownership forms include: independent, franchise, branch, institutional and public. The ownership form of a business does not necessarily have any link to its legal status.

Notes:

Comparability: Comparison to Census employment counts is not possible due to the different methods of collecting employment. The Census captures a person's primary job, while the Business Count captures the number of jobs at a location.

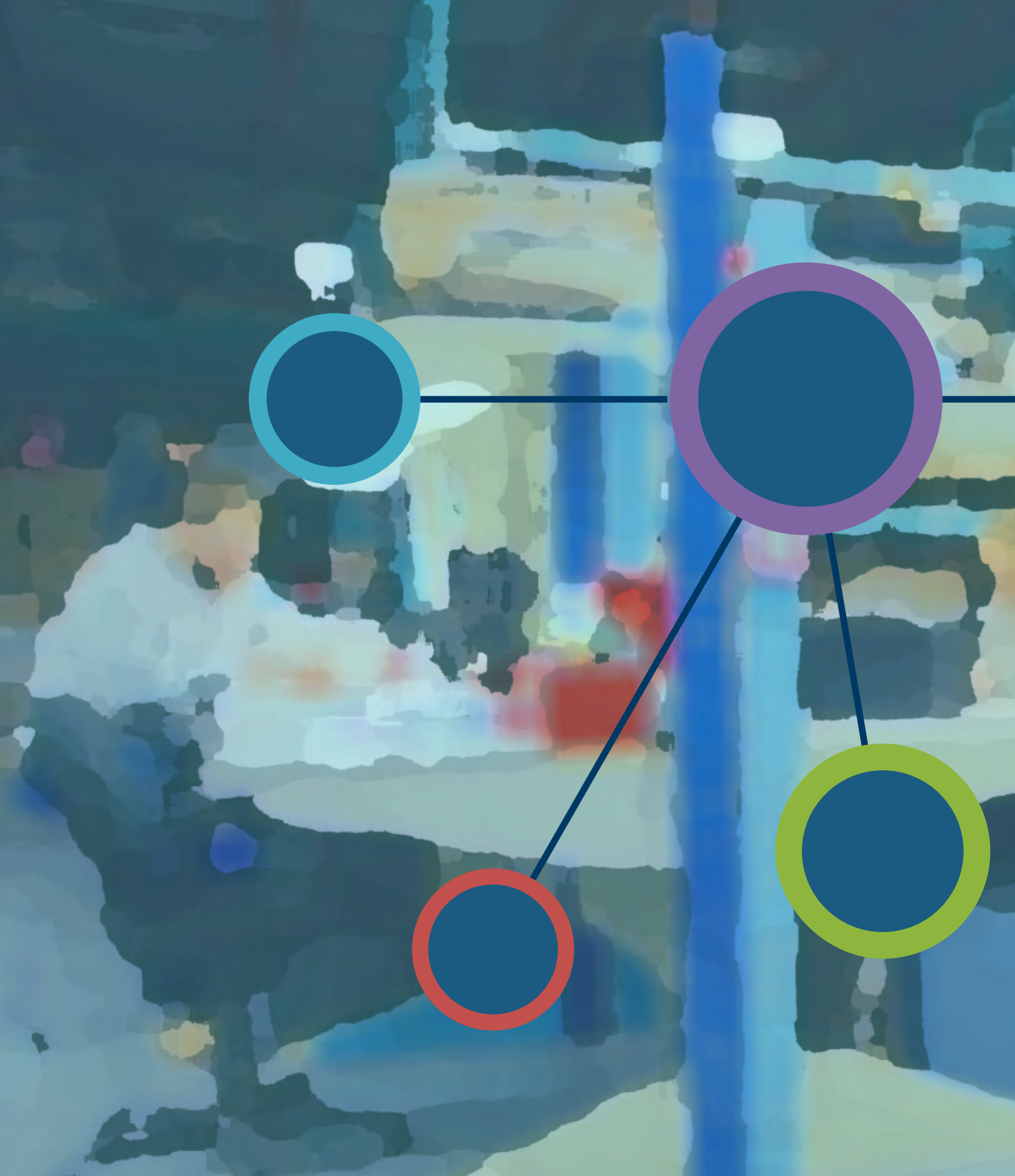
Data accuracy: While all care and diligence has been used in processing, analyzing and extracting data and information, the Region of Durham does not warrant the information to be error free.

Data reliability: Every effort is made to collect all of the survey information for each business. As the survey is voluntary, the data collected is incomplete for some businesses.

Data use: Information collected through the Durham Region Business Count program is used for municipal planning and analysis purposes and to update the free regional and municipal business directories. Data collected may be shared with other government agencies, with sensitive data being used internally only and kept confidential. For a complete listing of how specific data fields are used, please refer to the terms of use at www.durham.ca/businesscount.

Durham Region Population Source: Monitoring of Growth Trends CR#2020-INFO-30 dated April 9, 2020, Year-end estimates.

Not all percentages will add up to 100% due to number rounding.



The Regional Municipality Of Durham 605 Rossland Rd. E., Whitby, ON L1N 6A3
905-668-7711 or 1-800-372-1102 www.durham.ca

If this information is required in an accessible format, please contact 1-800-372-1102 ext. 2570