



Facts on: Dental Visit in the Past Year

In Durham Region

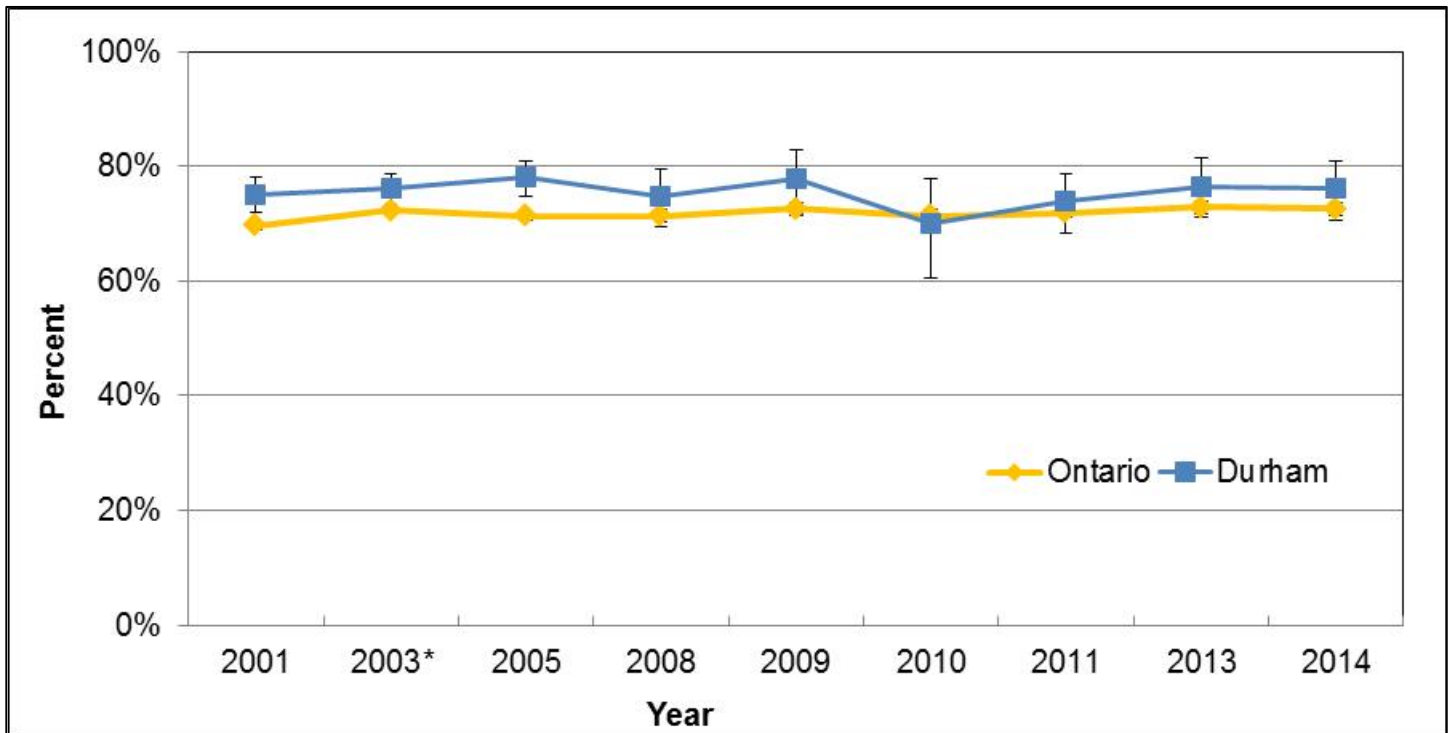
Highlights

April 2016

- In 2014, 76% of the Durham Region residents aged 12 and over have visited a dentist in the past year. Rates for both Durham and Ontario remained relatively stable since 2001.
- Percentage of people who have visited a dentist in 2014 ranged from 62% to 84%, among the 36 Ontario health units. Durham's rate was in the middle of the range.
- Those 12 to 17 years old, females, and people with higher income and education were more likely to visit a dentist in the past year.

Trend over Time

Figure 1: Dental Visit in the Past Year, Ontario and Durham Region, 2003-2014, Ages 12+



	2001	2003*	2005	2008	2009	2010	2011	2013	2014
Ontario	70%	72%	71%	71%	73%	71%	72%	73%	73%
Durham	75%	76%	78%	75%	78%	70%	74%	77%	76%

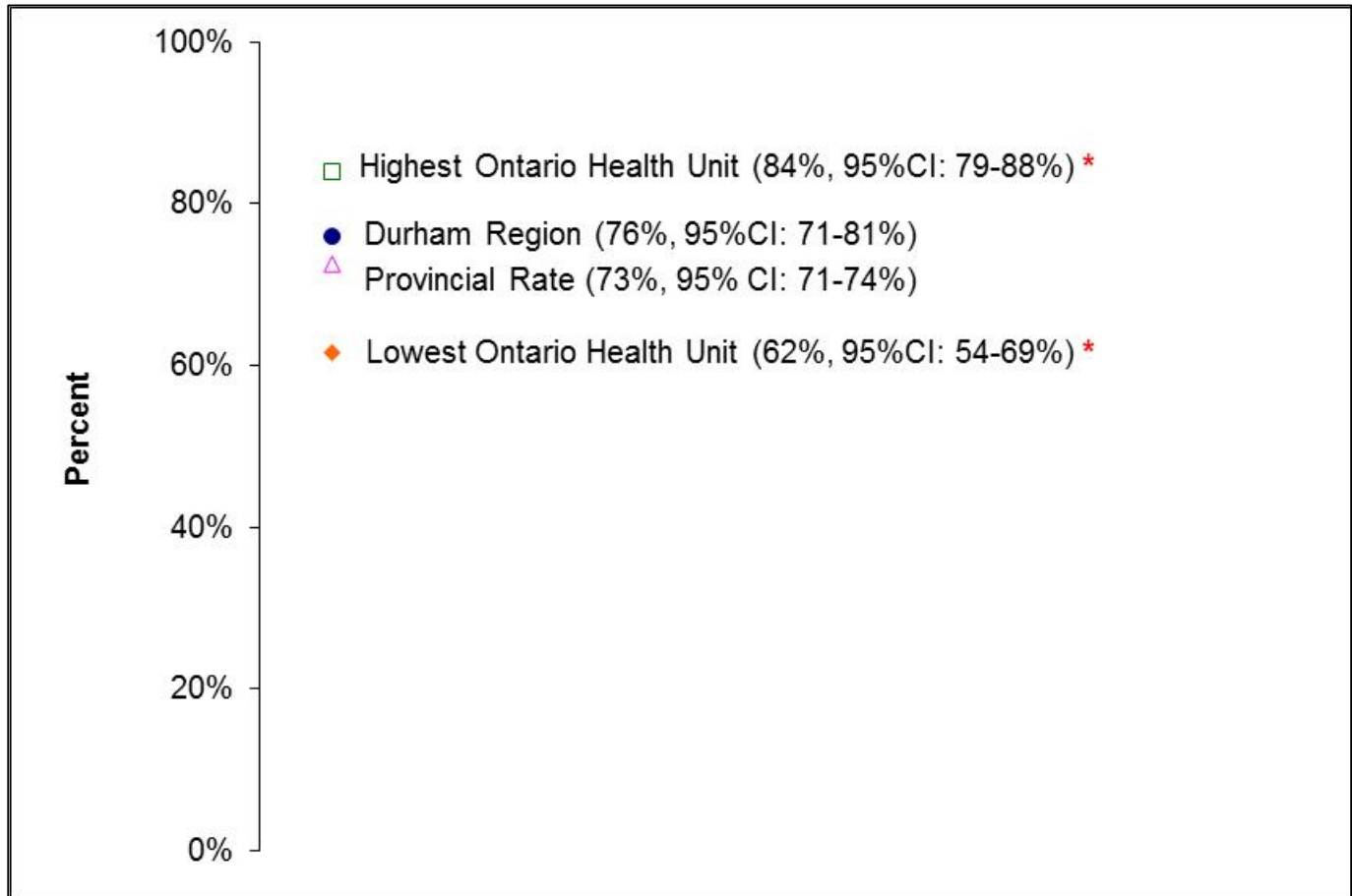
Source: CCHS [2001, 2003, 2005, 2008, 2009-2010, 2011, 2013-2014]. Statistics Canada, Share File, Ontario Ministry of Health and Long-Term Care

*: Data are available for 24 out of 36 Health Units in Ontario for 2005 CCHS

In 2014, 76% of the Durham Region residents aged 12 and have visited a dentist in the past year, similar to Ontario rate of 73%. Rates for both Durham and Ontario remained relatively stable since 2001 (Figure 1).

Provincial Comparisons

Figure 2: Dental Visit in the Past Year, Provincial Comparison, 2014, 12+



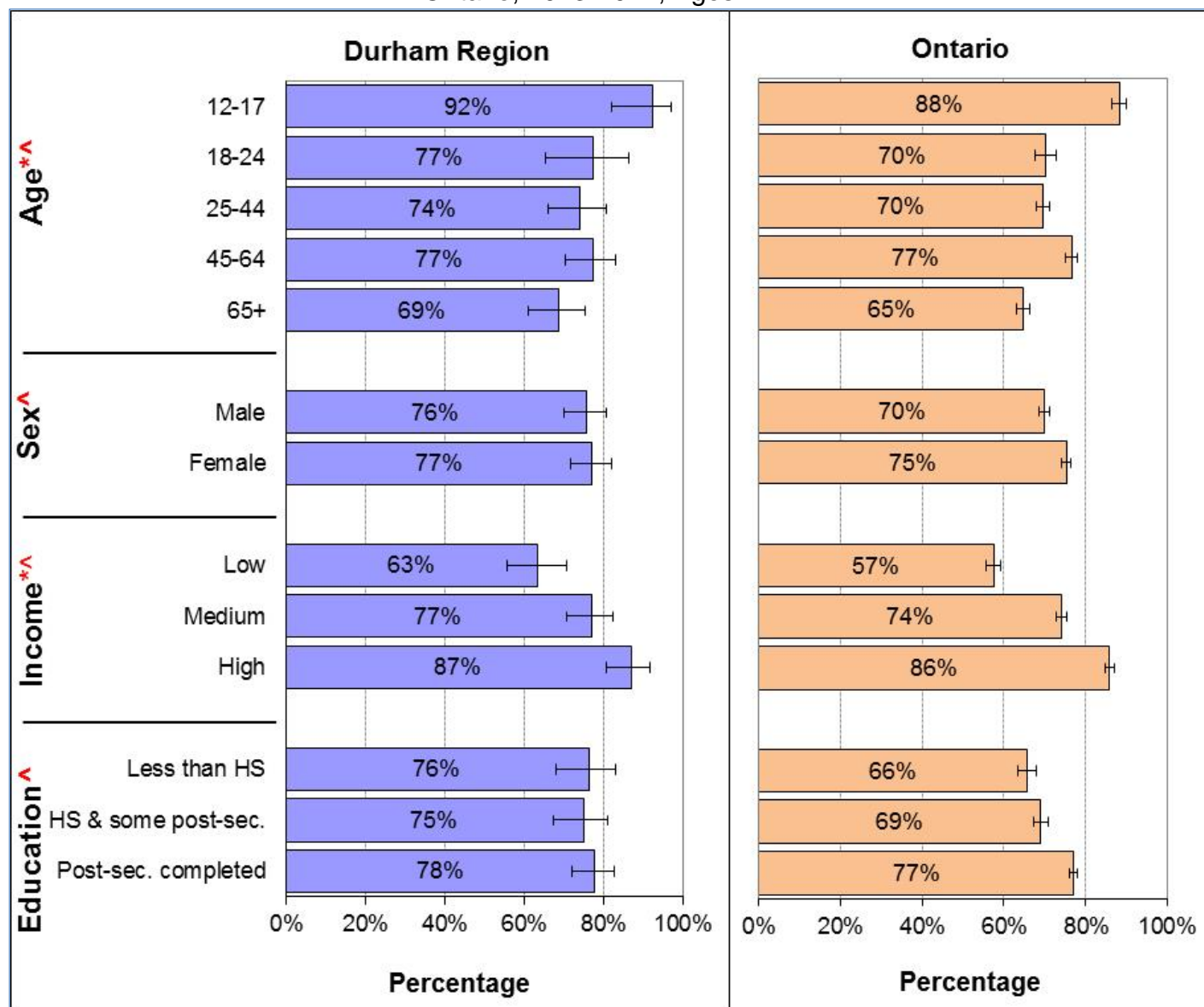
Source: Canadian Community Health Survey [2014], Statistics Canada, Share File, Ontario Ministry of Health and Long-Term Care

*: Statistically significant compared to Durham Region based on $p < 0.05$

The percentage of people who have visited a dentist in 2014 ranged from 62% to 84%, among the 36 Ontario health units. Durham's rate was in the middle of the range (Figure 2).

Dental Visit in the Past Year and the Determinants of Health

Figure 3: Dental Visit in the Past Year by Selected Socio-demographics, Durham Region and Ontario, 2013-2014, Ages 12+



Source: CCHS [2013-2014], Statistics Canada, Share File, Ontario Ministry of Health and Long-Term Care

*: Association between selected socio-demographics and dental visit is significant based on $p < 0.05$ for Durham Region

^: Association between selected socio-demographics and dental visit is significant based on $p < 0.05$ for Ontario

Note: "Less than HS" = Less than high school; "HS & some post-sec" = High school and some post-secondary education; "Post-sec. completed" = Completed post-secondary education

Figure 3 shows the percentage of people who have visited a dentist in the past year by selected socio-demographic characteristics in 2013-2014. Those 12 to 17 years old, females, and people with higher income and education were more likely to visit a dentist in the past year compared to their counterparts. There were no statistically significant differences in dental visit among different education and sex groups for Durham, which is likely due to the small sample size.

Cost is the most common reason for not having a dental visit, which cited by one third of (34%) the Ontarians as a barrier in 2014 CCHS. This could explain the strong association between income and dental visit. The highest past year dental visit rate among 12 to 17 years olds may be partly due to the Healthy Smiles Ontario program, which provides free dental services people 17 years old and under from low-income households.

Data Notes

Date Source: The **Canadian Community Health Survey (CCHS)** is a cross-sectional survey that collects information related to health status, health care utilization and health determinants for the Canadian population. It surveys a large sample of respondents and is designed to provide reliable estimates at the health region level. Since 2007, data are collected on an ongoing basis with annual releases, rather than every two years as was the case prior to 2007. The CCHS data are collected from persons aged 12 and over living in private dwellings, excluding individuals living on Indian Reserves and on Crown Lands, institutional residents, full-time members of the Canadian Forces, and residents of certain remote regions. Interviews are conducted using computer assisted interviewing, either in person or over the telephone.

Definitions and Survey Questions: dental visit in the past year is one question in the Dental Visit module. People are asked the following question:” When was the last time that you went to dentist, less than 1 year ago, 1 year to less than 2 years ago, 2 years to less than 3 years ago, 3 years to less than 4 years ago, 5 or more years ago, never?”

Data Analysis: The CCHS share file obtained from the Ontario Ministry of Health and Long-Term Care was used for analysis. Data were analyzed using IBM SPSS Statistics 23 Complex Samples. Estimates are weighted using the final CCHS sampling weight. Error bars (I) in the graphs represent the 95% confidence intervals (CI) around the percentage. The true or actual percentage falls within the range of values, 95 out of 100 times. For all variables, response options of 'Refusal', 'Don't Know', 'Not Stated' and 'Not Applicable' were excluded from the analysis.

The CCHS 2013 and 2014 dataset was used for the ‘Dental Visit in the Past Year and the Determinants of Health’ analysis. Statistical significance was based on a Chi-square test with a p -value less than 0.05 ($p < 0.05$). A statistically significant difference between groups means that the difference is not likely due to chance.

The income categories of low, medium and high were based on a CCHS derived variable which distributed residents according to the adjusted ratio of their total household income to the low income cut-off corresponding to their household and community size. The ten categories in this variable were grouped with “low” income corresponding to the lowest 30%, “medium” including the fourth 10% to seventh 10%, and “high” corresponding to 80% or higher.

Do You Know?

Regular dental visits are very important for maintaining optimal oral health. How often you go for a dental exam depends on your oral health needs. The goal is to catch small problems early. For many people, this means a dental exam every six to nine months. Your dentist may suggest that you visit more or less often depending on situations such as how well you care for your teeth and gums, problems you have that need to be checked or treated.

There are two parts to a regular dental visit. One part is the check-up. The other is the cleaning. During the check-up, your dental professional will check your overall oral health for any trouble areas. During the cleaning, your dental professional will remove any plaque and tartar buildup and may polish your teeth.

For more information on the CCHS, visit <http://www.statcan.gc.ca>.



durham.ca

If you require this information in an accessible format, contact 905-666-6241 or 1-800-841-2729

