

Reaching Home: Canada's Homelessness Strategy

Community Homelessness Report

The Regional Municipality of Durham

2019-21

SECTION 1: COMMUNITY CONTEXT

Overview

1.1 Highlight any efforts and/or issues related to the work that your community has done to **prevent and/or reduce homelessness** over the last two years.

Over the last two years, our community has put in many efforts to prevent and reduce homelessness. Our Housing Stability Fund program has received more funding and has also extended out to support individuals who are impacted by COVID-19 with a funding to provide temporary (up to 3 months) assistance for those who are struggling to pay their rent or utility bills. Eligible tenants have the benefit paid directly to their landlord or utility company. This has proven to be very helpful to the community that has had unexpected circumstances due to COVID-19 to remain housed.

Durham is happy to outline that a quality By-Name List has been achieved as of October 26, 2020. The quality By-Name List has shown to be a critical component to see an accurate number of people in our community needing a safe place to call home and connect with our resources to build a system that has the capacity to house individuals through Coordinated Access. Over 100 people have been housed from the By-Name List since the inception in the summer of 2020 and the end of March, 2021.

The Salvation Army Landlord Engagement Program has been a very innovative and successful approach to housing individuals by using existing housing stock. In addition to the programs operating to meet the need in our society, additional resources have

1.2 Highlight efforts and/or issues related to the work of **increasing access to safe, adequate housing** in your community over the last two years.

With the partnership of the Built for Zero Campaign as well as OrgCode consultations, our community has been able to learn best practices for ensuring programs are aimed to increase access to safe, adequate housing and change our focus as a community to be housing focused as a whole.

During the last two years, an opportunity for a new development of transitional housing has been presented. This development was purchased in December, 2020 with intended occupancy to be in the short time.

In addition to many programs operating to assist individuals where they are at, implementation of community homeless hubs at various locations in Durham has been on the forefront of our communities efforts. These homeless hubs provide many supports in one spot for individuals experiencing homelessness and living unsheltered. Supports include community agency staff on site for assistance including Ontario Works, outreach agencies and resources, access to washrooms and showers, food, and one hub also offers safe sleep area along with a clinical practitioner for health support. Crisis and mental health

supports are also provided at the one of the hubs, as well as support with harm reduction and addictions management. By

1.3 What impact has COVID-19 had on your community's progress with designing and implementing Coordinated Access and a Homelessness Management Information System (HMIS)?

COVID-19 had a significant impact on our community's progress with designing and implementing Coordinated Access and a Homelessness Management Information System. Durham already implemented the use of HIFIS at the time that COVID-19 pandemic had started, and was starting to operate with Coordinated Access as a forefront without having that fully intentional. This has been a positive push to have our Coordinated Access system put in place and get the community comfortable with the concept and operations.

Although we began designing our Coordinated Access system early in 2020, the COVID-19 pandemic reinforced the need for our community to focus our efforts on reducing and ending chronic homelessness. Our community championed Coordinated Access as a way to make our system more transparent, equitable, and effective for people experiencing homelessness. It also allowed us to be more data-driven and make investment decisions based on data. COVID-19 also reinforced the need for our community to be action-oriented which encouraged us to implement Coordinated Access on a small scale to start. We then continued to build on to our policies and procedures and work on improvements to the system, which we will continue to do on an ongoing basis.

Our community quickly shifted our investment priorities to meet any unexpected needs that arose. A quick need was sourcing PPE to have all necessary equipment to ensure the safety of staff and individuals. With the support to open homeless hubs in the community, implementing Coordinated Access allowed for these locations to be access points for Durham's By-Name List.

Colaboration between Indigenous and Non-Indigenous Organizations

1.4 a) With respect to the design and implementation of Coordinated Access and a Homelessness Management Information System (HMIS), has there been collaboration between local Indigenous and non-Indigenous organizations and, where applicable, the Indigenous Community Advisory Board (CAB)?

No

b) Describe how this collaboration will be further pursued over the coming year.

Our community is seeking support in regards to strengthening relationship, and engaging with Indigenous partners. Durham Region has expressed that they would like Service Canada's input on additional ways to approach and engage with partners.

Durham Region has two community agencies that employ indigenous support positions, although these are not primarily indigenous organizations. Communication has been made to other Indigenous organizations within the community looking for DACH representation and collaboration on partnership opportunities. Although Durham does not have Indigenous organizations on the DACH committee, the community has an Indigenous street outreach worker who engages with the homelessness community in Durham region as well as Indigenous sub projects that are funded through alternative funding sources such as CHIPI.

Proportionately, the Indigenous population in Durham Region is low, in particular compared to many other communities in Canada. The last PiT Count found that approximately 25% of people experiencing homelessness had an indigenous background. This discrepancy highlights the need to continue seeking more Indigenous participation in our work to end homelessness in Durham Region.

We are continuing to engage with the Indigenous community, by seeking ways to have more representation on the governance structure and to strengthen partnerships and will continue to reach out to community organizations and look for collaboration opportunities.

1.5 a) With respect to the completion of the Community Homelessness Report (CHR), was there collaboration between local Indigenous and non-Indigenous organizations and, where applicable, the Indigenous CAB?	No
--	----



b) Describe the efforts that were taken to collaborate and specific plans to ensure it occurs during next year's CHR process.

Please see above.

1.6 a) Does your community have a separate Indigenous CAB?	No
--	----





**SECTION 2: COORDINATED ACCESS AND HOMELESSNESS MANAGEMENT
INFORMATION SYSTEM (HMIS) SELF-ASSESSMENT**

Governance

2.1 Is there a governance model for Coordinated Access **and** has a Coordinated Access lead organization(s) been identified?

Yes

2.2 Is there a governance model for your HMIS **and** has a HMIS lead organization(s) been identified?

Yes

2.3 Do all service providers receiving funding through the Designated Communities stream to deliver one or more projects participate in Coordinated Access?

Yes

Homelessness Management Information System (HMIS)

2.4 a) Does your community have an HMIS to manage individual-level data and service provider information for Coordinated Access?

Yes

b) In your community, is HIFIS the HMIS that is being used or will be used ?

Yes

2.5 Has **either** a Data Provision Agreement been signed with Employment and Social Development Canada (ESDC) if your community is currently using HIFIS **or** a Data Sharing Agreement been signed with ESDC if your community is currently using an equivalent HMIS?

Yes

2.6 Do you have a set of local agreements to manage privacy, data sharing and client consent in compliance to municipal, provincial and federal laws?

Yes

2.7 Have you established safeguards to ensure the data collected is secured from unauthorized access?

Yes

Access Points to Service		
2.8	Are access sites available in some form throughout the DC geographic area so that the Coordinated Access system serves the entire DC geographic area?	Yes
2.9	Are there processes in place to monitor if there is easy and equitable access to the Coordinated Access system and respond to any emerging issues, as appropriate?	Yes
2.10	Are there processes in place that ensure no one is denied access to service due to perceived housing or service barriers?	Yes
Triage and Assessment		
2.11	Is the triage and assessment process documented in one or more policies/protocols, including an intake protocol for entering people into the Coordinated Access system and/or HMIS when they (re)connect with an access point?	Yes
2.12	Is the same common assessment tool used for all population groups experiencing homelessness (for example, youth, women fleeing violence, Indigenous peoples)?	Yes
Vacancy Matching and Referral		
2.13	Is the vacancy matching and referral process documented in one or more policies/protocols, including how vacancies are filled from the Coordinated Access Resource Inventory according to agreed-upon prioritization and referral protocols?	Yes
2.14	Are all housing resources funded through the Designated Communities stream identified as part of the Coordinated Access Resource Inventory?	Yes
2.15	For each housing resource in the Coordinated Access Resource Inventory, have eligibility requirements been documented?	Yes

2.16 For each type of housing resource in the Coordinated Access Resource Inventory, have prioritization criteria, and the order in which they will be applied, been documented?	Yes
2.17 Do the vacancy matching and referral policies/protocols specify how individual choice in housing options will be respected (allowing individuals and families to reject a referral without repercussions) and do they include processes specific to dealing with vacancy referral challenges, concerns and/or disagreements (including refusals of referrals)?	Yes
2.18 Are vacancies from the Coordinated Access Resource Inventory filled using the list of people waiting for housing resources who are offer-ready (i.e., the unique identifier list filtered to a Priority List)?	Yes

SUMMARY

The table below provides a summary of the work your community has done so far to implement Reaching Home’s minimum requirements for Coordinated Access and an HMIS.

Yes	Under development	Not yet started
18	0	0

SUMMARY COMMENT

2.19 Are there particular efforts and/or issues that you would like to highlight for this reporting period related to your community's work to achieve the Reaching Home minimum requirements? In particular, please describe your community's efforts to set-up or improve the Coordinated Access governance structure, including processes to ensure that policies and protocols as approved by the governance group(s) are being implemented across the system as intended to achieve desired results.

Durham Region has successfully achieved the Reaching Home minimum requirements. A large highlight to achieving the requirements is the partnership with the Built for Zero campaign. With guidance and support from our Built for Zero advisor, our community was able to quickly act on the necessary steps and considerations to set-up our Coordinated Access governance structure and implement across our system to see our desired results.

As of April 2021 Durham Region has successfully achieved two milestones through Built for Zero to have a functioning By-Name List as well as creating a quality By-Name List. This is with the dedicated work of all community partners working together to achieve our common goal to reduce and end homelessness in Durham Region.

PUBLIC ACCESS TO RESULTS

2.20 As outlined in the Directives, communities are required to make results of the CHR publicly available. How will the public have access to the summary results of this CHR? For example, which website will be used to publish the results?

This CHR will become publicly available through our regional website. Our team has been recently updating our webpages, and plans to add this to the following section:

<https://www.durham.ca/en/living-here/resources-for-the-by-name-list.aspx#Monitoring-Progress>

By publishing this document to the 'Monitoring Progress' section, our team has the intent that all progress being made in our community is transparent and easy to navigate to see where we are at and future plans for our community.



**SECTION 3: COMMUNITY-LEVEL DATA
2019-2020**

Community-Level Data Context

Note: Please answer questions 3.1 to 3.4 in the "Section 3 - 2020-21" tab

3.1	a) Does your community use the Reaching Home definition of chronic homelessness?	Se
	b) How does your community define chronic homelessness?	
3.2	Does your community update chronic homelessness status over time?	Se
3.3	a) When your community asks individuals and families where they lived before they became homeless, is the "prior living situation" defined as where they were immediately before homelessness?	Se
	b) Why is there a possible time gap? How far back could the "prior living situation" apply?	
3.4	Do you have a written policy/protocol that specifies the number of days of inactivity after which state is changed from "active" to "inactive"?	Se

Step 1. Select Data Source

3.5	Does your community currently have a unique identifier list (a List) that has the following characteristics:	
	3.5.1 Unduplicated information for each individual/household	Not yet
	3.5.2 Contained in one document/database	Not yet
	3.5.3 Includes people experiencing homelessness who are active	Not yet
	3.5.4 Consent given to be on the List	Not yet
3.6	Does the List have any data that can be reported for this reporting period (i.e., April 1, 2019, to March 31, 2020)?	

Step 2. Define the Data

3.7 What is the date range for available data from the List this fiscal report?

- First date in reporting period:
- Last date in reporting period:

YYYY-MM-DD
YYYY-MM-DD

3.8 a) Which household types does the List include? Select all that apply.

- Single adults
- Unaccompanied youth
- Families

b) Does the List include family members like dependents, or just the head of household? Select c

c) Can the List report data by unique individuals? This means that each family member will be reported separately. Select c

Step 3. Report the Data

3.9 Complete the Population Groups table below using the date range indicated in Question 3.7.

a) Report the number of unique individuals (or households where not available) who:

Priority Population Groups – Mandatory Reporting	3.9.1 Were homeless (Measures Cumulative Homelessness)	3.9.2 Were new to homelessness (Measures Inflow)	3.9.3 Returned to homelessness from housing (one or more times) (Measures Inflow)	3.9.4 Returned to homelessness from transitional status (one or more times) (Measures Inflow)	3.9.5 Returned to homelessness from unknown status (one or more times) (Measures Inflow)
Overall homeless					
Chronically homeless					
Indigenous peoples					
Priority Population Groups – Mandatory Reporting			3.9.7 Moved from homelessness to housing (one or more times) (Measures Outflow)	3.9.8 Status changed from homelessness to transitional (one or more times) (Measures Outflow)	3.9.9 Status changed from homelessness to unknown (one or more times) (Measures Outflow)
Overall homeless					
Chronically homeless					
Indigenous peoples					

b) Do you wish to report on any Additional Population Groups?

See

Additional Population Groups – Optional Reporting	3.9.1 Were homeless (Measures Cumulative Homelessness)	3.9.2 Were new to homelessness (Measures Inflow)	3.9.3 Returned to homelessness from housing (one or more times) (Measures Inflow)	3.9.4 Returned to homelessness from transitional status (one or more times) (Measures Inflow)	3.9.5 Returned to homelessness from unknown status (one or more times) (Measures Inflow)
Select one					
Select one					
Select one					
Select one					
Select one					
<i>Other</i>					
Additional Population Groups – Optional Reporting			3.9.7 Moved from homelessness to housing (one or more times) (Measures Outflow)	3.9.8 Status changed from homelessness to transitional (one or more times) (Measures Outflow)	3.9.9 Status changed from homelessness to unknown (one or more times) (Measures Outflow)
Select one					
Select one					
Select one					
Select one					
Select one					
<i>Other</i>					

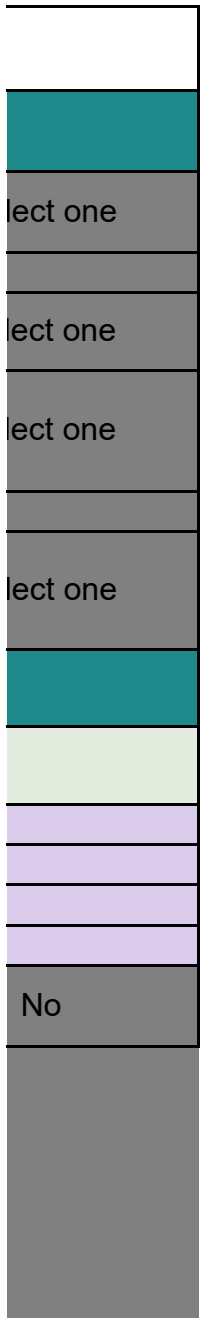
(Optional) Please insert comment here


c) Please provide the definition(s) your community uses for each Additional Population Group.

Please insert definitions here

3.10 Complete the Prior Living Situations table below for all individuals (or households where not available) that were home date range indicated in Question 3.7.

	Public Institutions	Transitional Housing	Permanent Housing	Unknown	Total
New to homelessness					0
Returned to homelessness					0
Total	0	0	0	0	0





one

one

3.9.6 State changed from inactive to active (one or more times) (Measures Inflow)
3.9.10 State changed from active to inactive (one or more times) (Measures Outflow)

ect one

3.9.6 State
changed from
inactive to active
(one or more
times)
**(Measures
Inflow)**

3.9.10 State
changed from
active to inactive
(one or more
times)
**(Measures
Outflow)**

less for the

**SECTION 3: COMMUNITY-LEVEL DATA
2020-2021**

Community-Level Data Context

3.1 a) Does your community use the Reaching Home definition of chronic homelessness?

3.2 Does your community update chronic homelessness status over time?

3.3 a) When your community asks individuals and families where they lived before they became homeless, is the “prior living situation” defined as where they were *immediately* before homelessness?

Yes –
tir

3.4 Do you have a written policy/protocol that specifies the number of days of inactivity after which state is changed from “active” to “inactive”?

Step 1. Select Data Source

3.5 Does your community currently have a unique identifier list (a List) that has the following characteristics:

3.5.1 Unduplicated information for each individual/household	Yes
3.5.2 Contained in one document/database	Yes
3.5.3 Includes people experiencing homelessness who are active	Yes
3.5.4 Consent given to be on the List	Yes

3.6 Does the List have any data that can be reported for this reporting period (i.e., April 1, 2020, to March 31, 2021)?

Step 2. Define the Data

3.7 What is the date range for available data from the List this fiscal report?

- First date in reporting period:
- Last date in reporting period:

3.8 a) Which household types does the List include? Select all that apply.

- Single adults
- Unaccompanied youth
- Families

b) Does the List include family members like dependents, or just the head of household?

c) Can the List report data by unique individuals? This means that each family member will be reported separately.

Step 3. Report the Data

3.9 Complete the Population Groups table below using the date range indicated in Question 3.7.

a) Report the number of unique individuals (or households where not available) who:

Priority Population Groups – Mandatory Reporting	3.9.1 Were homeless (Measures Cumulative Homelessness)	3.9.2 Were new to homelessness (Measures Inflow)	3.9.3 Returned to homelessness from housing (one or more times) (Measures Inflow)	3.9.4 Returned to homelessness from transitional status (one or more times) (Measures Inflow)	3.9.5 Returned to homelessness from unknown status (one or more times) (Measures Inflow)
Overall homeless					
Chronically homeless					
Indigenous peoples					
Priority Population Groups – Mandatory Reporting			3.9.7 Moved from homelessness to housing (one or more times) (Measures Outflow)	3.9.8 Status changed from homelessness to transitional (one or more times) (Measures Outflow)	3.9.9 Status changed from homelessness to unknown (one or more times) (Measures Outflow)
Overall homeless					
Chronically homeless					
Indigenous peoples					

b) Do you wish to report on any Additional Population Groups?

Additional Population Groups – Optional Reporting	3.9.1 Were homeless (Measures Cumulative Homelessness)	3.9.2 Were new to homelessness (Measures Inflow)	3.9.3 Returned to homelessness from housing (one or more times) (Measures Inflow)	3.9.4 Returned to homelessness from transitional status (one or more times) (Measures Inflow)	3.9.5 Returned to homelessness from unknown status (one or more times) (Measures Inflow)
Select one					
Select one					
Select one					
Select one					
Select one					
<i>Other</i>					
Additional Population Groups – Optional Reporting			3.9.7 Moved from homelessness to housing (one or more times) (Measures Outflow)	3.9.8 Status changed from homelessness to transitional (one or more times) (Measures Outflow)	3.9.9 Status changed from homelessness to unknown (one or more times) (Measures Outflow)
Select one					
Select one					
Select one					
Select one					
Select one					
<i>Other</i>					


(Optional) Please insert comment here

c) Please provide the definition(s) your community uses for each Additional Population Group.

Please insert definitions here

3.10 Complete the Prior Living Situations table below for all individuals (or households where not available) that were home during the date range indicated in Question 3.7.

	Public Institutions	Transitional Housing	Permanent Housing	Unknown	Total
New to homelessness					0
Returned to homelessness					0
Total	0	0	0	0	0



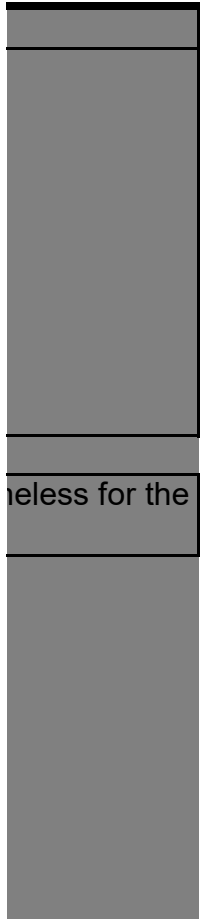


3.9.6 State changed from inactive to active (one or more times) (Measures Inflow)
3.9.10 State changed from active to inactive (one or more times) (Measures Outflow)

Yes

3.9.6 State changed from inactive to active (one or more times)
(Measures Inflow)

3.9.10 State changed from active to inactive (one or more times)
(Measures Outflow)



SECTION 4: COMMUNITY-LEVEL OUTCOMES

Your answers in Section 3 indicate that your community currently has a unique identifier list. This will be called the List in this section.

Step 1. Confirm List Comprehensiveness

4.1	Is the List updated on a regular basis, monthly at minimum?	Yes
4.2	Does the List only currently include information about people experiencing chronic homelessness?	No – includes more than chronic
4.3	Does the List include individuals and families served through outreach to all locations (hotspots) across the community where people are living unsheltered (i.e., staying in places not meant for human habitation)?	Yes
4.4	Does the List include individuals and families across the community staying in all shelters for people experiencing homelessness (e.g., emergency shelters, hostels, hotel/motel stays paid for by a service provider)?	Yes
4.5	Does the List include individuals and families across the community staying in transitional housing?	Yes
4.6	Does the List include individuals experiencing homelessness across the community staying in institutions (e.g., jail or hospital)? (Note that if the stay exceeds your inactivity policy, their state on the List changes to inactive.)	Not yet started
4.7	Does the List include individuals and families across the community who are experiencing hidden homelessness?	Yes
4.8	Is the total number of people on the List served through outreach and in shelters as of March 31, 2021, higher than the number of people who were <i>unsheltered</i> or <i>in shelter</i> according to your most recent Point-in-Time (PiT) Count?	Yes
4.9	Consider your answers to Questions 4.1 to 4.8. In your opinion, does your List include all of the individuals and families experiencing homelessness in your community, as much as is possible right now?	Yes

Step 2. Define the Data Set

4.10 Did you have the List in place on or before April 1, 2019?

No

4.11 Did you have the List in place on or before April 1, 2020?

No

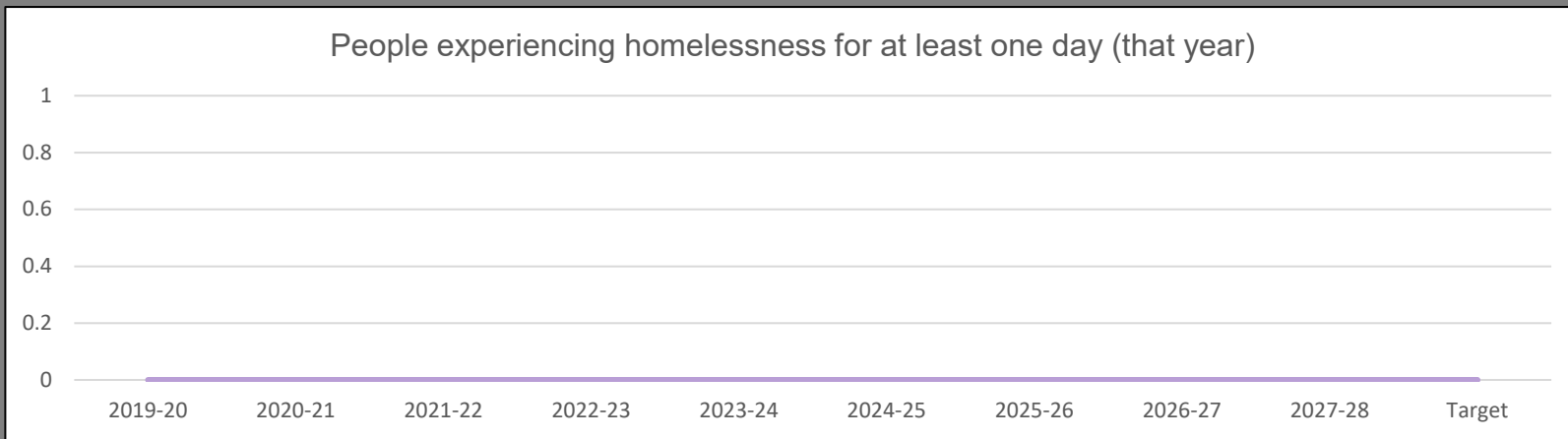
Step 3. Report the Data

CORE OUTCOMES

4.12 - Outcome # 1: Fewer people experience homelessness overall (homelessness is reduced overall)

Given your answers in Steps 1 and 2, you can report annual result(s) for Outcome #1. Where applicable, add a target for 2027-28 in the far right box.

	2019-20	2020-21	2021-22	2022-23	2023-24	2024-25	2025-26	2026-27	2027-28	Target
People experiencing homelessness for at least one day (that year)										

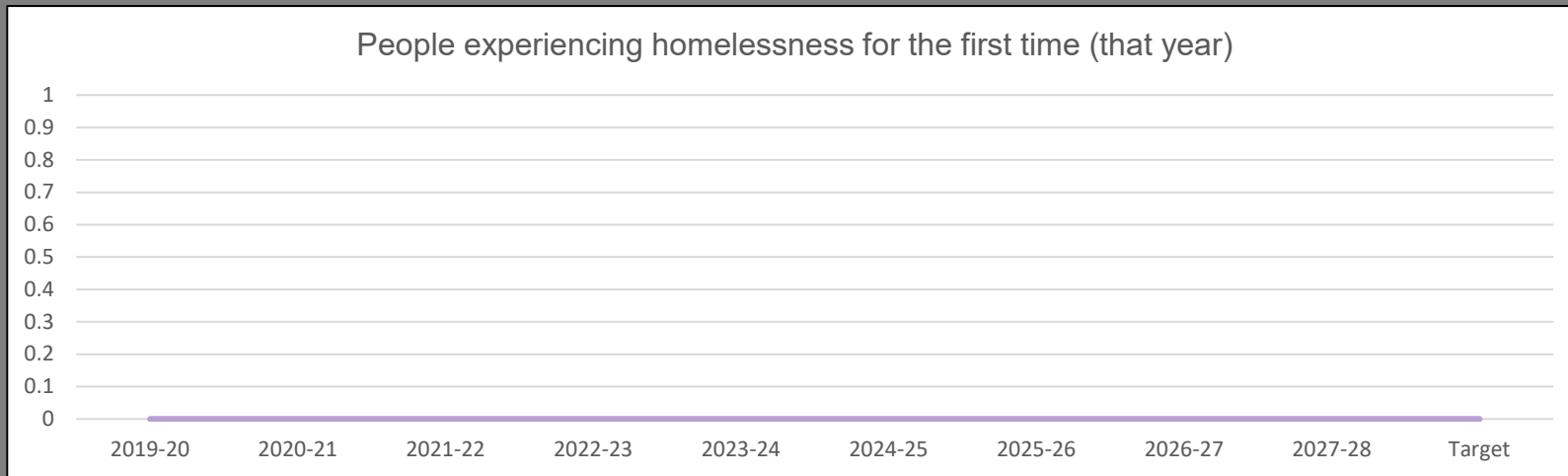


Please insert comment here

4.13 - Outcome #2: Fewer people experience homelessness for the first time (new inflows into homelessness are reduced)

Given your answers in Steps 1 and 2, you can report annual result(s) for Outcome #2. Where applicable, add a target for 2027-28 in the far right box.

	2019-20	2020-21	2021-22	2022-23	2023-24	2024-25	2025-26	2026-27	2027-28	Target
People experiencing homelessness for the first time (that year)										

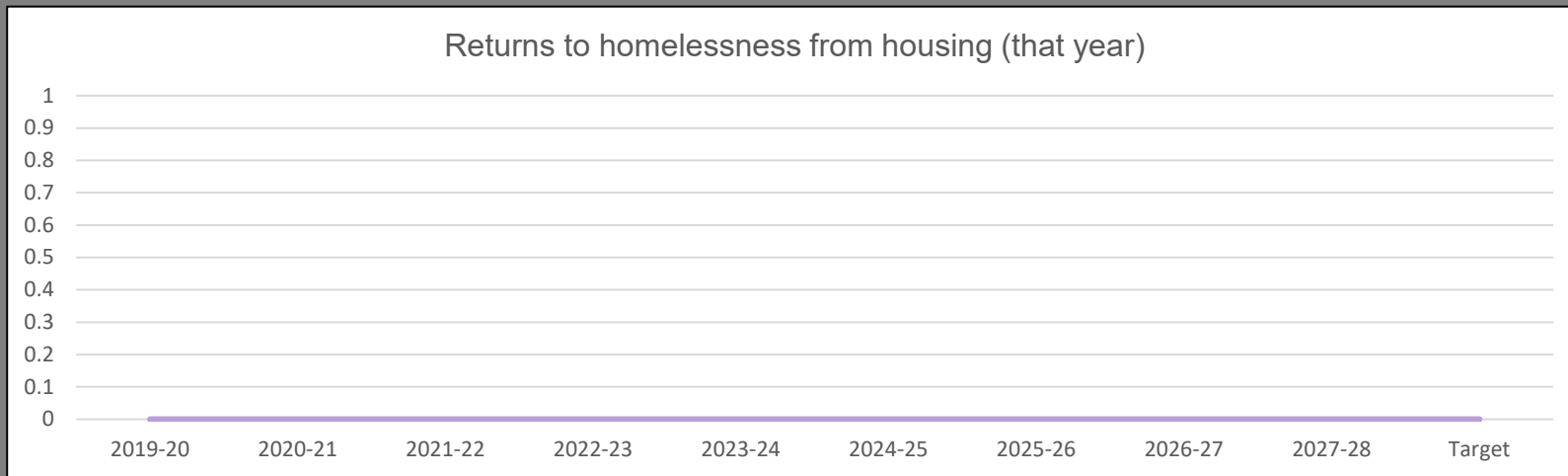


Please insert comment here

4.14 - Outcome #3: Fewer people return to homelessness from housing (returns to homelessness are reduced)

Given your answers in Steps 1 and 2, you can report annual result(s) for Outcome #3. Where applicable, add a target for 2027-28 in the far right box.

	2019-20	2020-21	2021-22	2022-23	2023-24	2024-25	2025-26	2026-27	2027-28	Target
Returns to homelessness from housing (that year)										

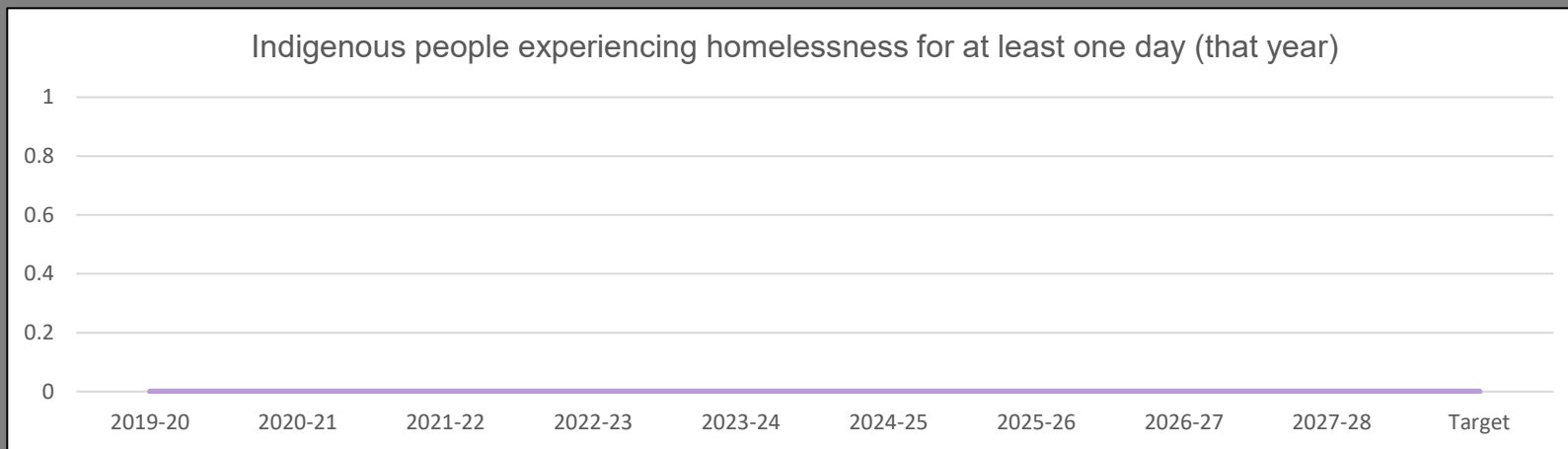


Please insert comment here

4.15 - Outcome #4: Fewer Indigenous peoples experience homelessness (Indigenous homelessness is reduced)

Given your answers in Steps 1 and 2, you can report annual result(s) for Outcome #4. Where applicable, add a target for 2027-28 in the far right box.

	2019-20	2020-21	2021-22	2022-23	2023-24	2024-25	2025-26	2026-27	2027-28	Target
Indigenous peoples experiencing homelessness for at least one day (that year)										

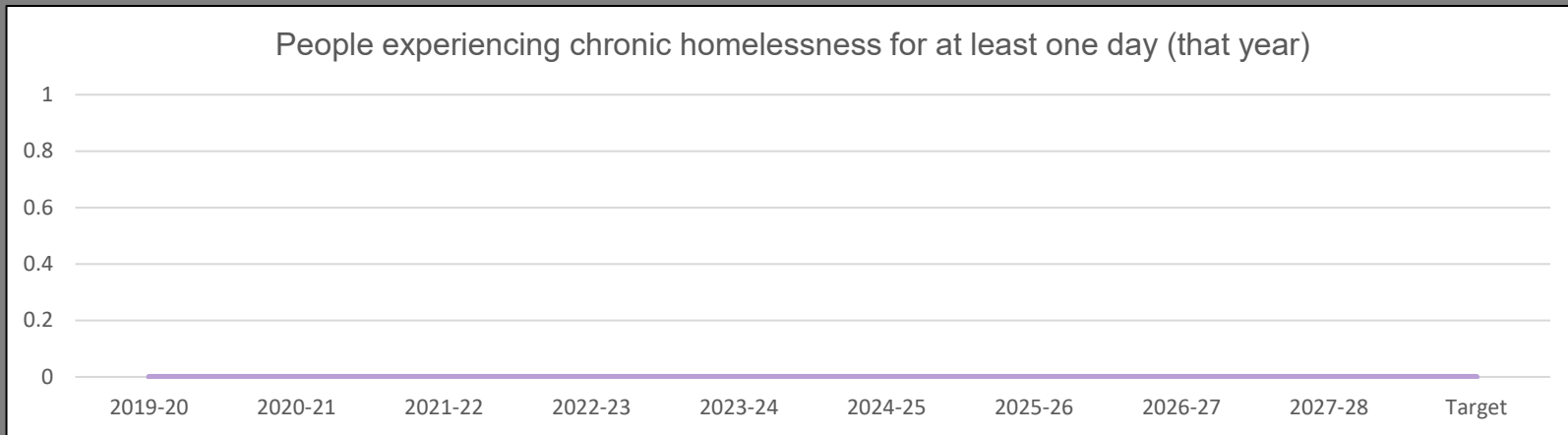


Please insert comment here

4.16 - Outcome #5: Fewer people experience chronic homelessness (chronic homelessness is reduced)

Given your answers in Steps 1 and 2, you can report annual result(s) for Outcome #5. Where applicable, add a target for 2027-28 in the far right box.

	2019-20	2020-21	2021-22	2022-23	2023-24	2024-25	2025-26	2026-27	2027-28	Target
People experiencing chronic homelessness for at least one day (that year)										0



Please insert comment here


Additional Outcomes Identified by the Community (Optional)

(Optional)

Outcome #:

Additional population group outcome.

	2019-20	2020-21	2021-22	2022-23	2023-24	2024-25	2025-26	2026-27	2027-28	Target




Please insert comment here

(Optional)

Outcome #:

Additional population group outcome.

	2019-20	2020-21	2021-22	2022-23	2023-24	2024-25	2025-26	2026-27	2027-28	Target




Please insert comment here

(Optional)

Outcome #:

Additional population group outcome.

	2019-20	2020-21	2021-22	2022-23	2023-24	2024-25	2025-26	2026-27	2027-28	Target




Please insert comment here

(Optional)

Outcome #:

Additional population group outcome.

	2019-20	2020-21	2021-22	2022-23	2023-24	2024-25	2025-26	2026-27	2027-28	Target




Please insert comment here

(Optional)

Outcome #:

Additional population group outcome.

	2019-20	2020-21	2021-22	2022-23	2023-24	2024-25	2025-26	2026-27	2027-28	Target



Please insert comment here

COMMUNITY HOMELESSNESS REPORT SUMMARY

The Regional Municipality of Durham
2019-21

COORDINATED ACCESS AND HOMELESSNESS MANAGEMENT INFORMATION SYSTEM (HMIS) SELF-ASSESSMENT

SUMMARY

The table below provides a summary of the work the community has done so far to implement Reaching Home's minimum requirements for Coordinated Access and an HMIS.

How many of the Reaching Home minimum requirements has the community:

Met	Started	Not yet started
18	0	0

SUMMARY COMMENT

Are there particular efforts and/or issues that you would like to highlight for this reporting period related to your community to achieve the Reaching Home minimum requirements? In particular, please describe your community's efforts to set-up or improve the Coordinated Access governance structure, including processes to ensure that policies and protocols, as appropriate, are being implemented across the system as intended to achieve desired results.

Durham Region has successfully achieved the Reaching Home minimum requirements. A large highlight to achieving the requirements is the partnership with the Built for Zero campaign. With guidance and support from our Built for Zero advisory community was able to quickly act on the necessary steps and considerations to set-up our Coordinated Access governance structure and implement across our system to see our desired results.

As of April 2021 Durham Region has successfully achieved two milestones through Built for Zero to have a functioning By-Name List as well as creating a quality By-Name List. This is with the dedicated work of all community partners working together to achieve our common goal to reduce and end homelessness in Durham Region.

COMMUNITY-LEVEL DATA for 2019-2020

Based on the information provided in the Community Homelessness Report, the community does not have to report community-level data for 2019-2020.

What is the date range for available data from the List for this fiscal report?

- | | |
|-----------------------------------|------------|
| • First date in reporting period: | YYYY-MM-DD |
| • Last date in reporting period: | YYYY-MM-DD |

Complete the Population Groups table below using the date range indicated for this fiscal report.

Number of unique individuals (or households where not available) in each Priority Population Group who:

Priority Population Groups	Were homeless (Measures Cumulative Homelessness)	Were new to homelessness (Measures Inflow)	Returned to homelessness from housing (one or more times) (Measures Inflow)	Returned to homelessness from transitional status (one or more times) (Measures Inflow)	Returned to homelessness from unknown status (one or more times) (Measures Inflow)	State char inactive to : or more (Measures Inflow)
Overall homeless	0	0	0	0	0	0
Chronically homeless	0	0	0	0	0	0
Indigenous peoples	0	0	0	0	0	0
Priority Population Groups			Moved from homelessness to housing (one or more times) (Measures Outflow)	Status changed from homelessness to transitional (one or more times) (Measures Outflow)	Status changed from homelessness to unknown (one or more times) (Measures Outflow)	State char active to in: or more (Measures Outflow)
Overall homeless			0	0	0	0
Chronically homeless			0	0	0	0
Indigenous peoples			0	0	0	0

Complete the Prior Living Situations table below for all individuals (or households where not available) that were homeless during the date range indicated for this fiscal report.

	Public Institutions	Transitional Housing	Permanent Housing	Unknown	Total
New to homelessness	0	0	0	0	0
Returned to homelessness	0	0	0	0	0
Total	0	0	0	0	0

COMMUNITY-LEVEL DATA for 2020-2021

Based on the information provided in the Community Homelessness Report, the community does not have to report community-level data for 2020-2021 and community-level outcomes for the reporting period.

What is the date range for available data from the List for this fiscal report?

- | | |
|-----------------------------------|---|
| • First date in reporting period: | 0 |
| • Last date in reporting period: | 0 |

Complete the Population Groups table below using the date range indicated for this fiscal report.

Number of unique individuals (or households where not available) in each Priority Population Group who:

Priority Population Groups	Were homeless (Measures Cumulative Homelessness)	Were new to homelessness (Measures Inflow)	Returned to homelessness from housing (one or more times) (Measures Inflow)	Returned to homelessness from transitional status (one or more times) (Measures Inflow)	Returned to homelessness from unknown status (one or more times) (Measures Inflow)	State char inactive to : or more (Measures Inflow)
Overall homeless	0	0	0	0	0	0
Chronically homeless	0	0	0	0	0	0
Indigenous peoples	0	0	0	0	0	0
Priority Population Groups			Moved from homelessness to housing (one or more times) (Measures Outflow)	Status changed from homelessness to transitional (one or more times) (Measures Outflow)	Status changed from homelessness to unknown (one or more times) (Measures Outflow)	State char active to in: or more (Measures Outflow)
Overall homeless			0	0	0	0
Chronically homeless			0	0	0	0
Indigenous peoples			0	0	0	0

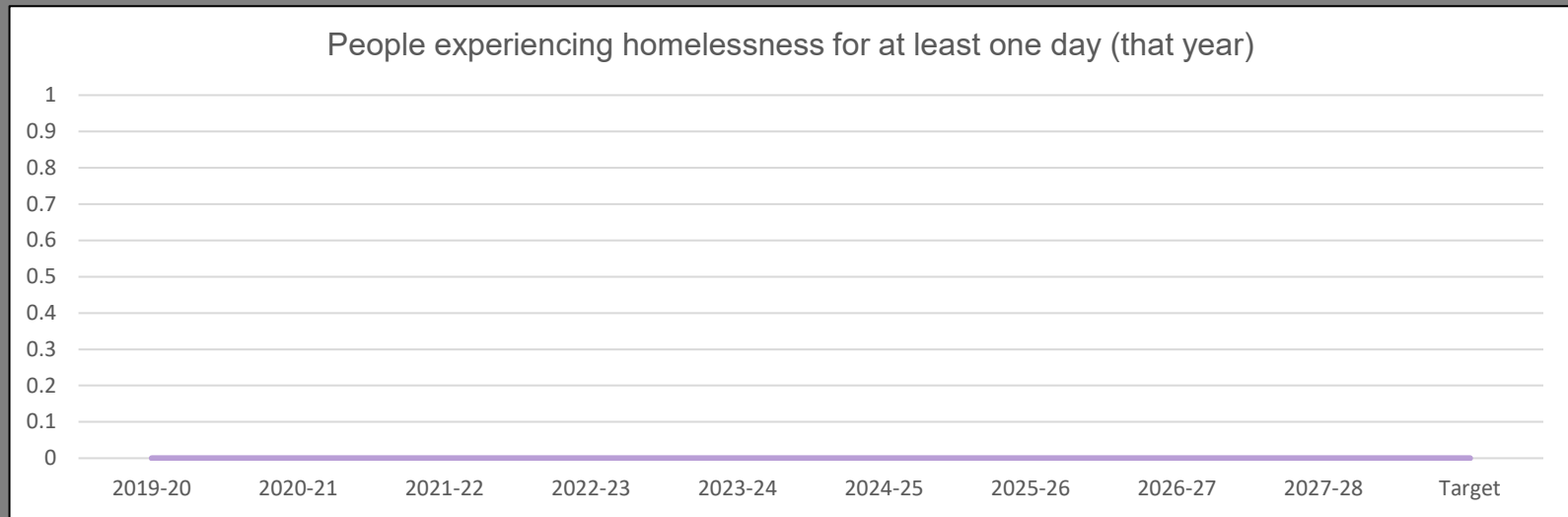
Complete the Prior Living Situations table below for all individuals (or households where not available) that were homeless during the date range indicated for this fiscal report.

	Public Institutions	Transitional Housing	Permanent Housing	Unknown	Total
New to homelessness	0	0	0	0	0
Returned to homelessness	0	0	0	0	0
Total	0	0	0	0	0

COMMUNITY-LEVEL RESULTS OUTCOMES - CORE OUTCOMES

Outcome # 1: Fewer people experience homelessness overall (homelessness is reduced overall)

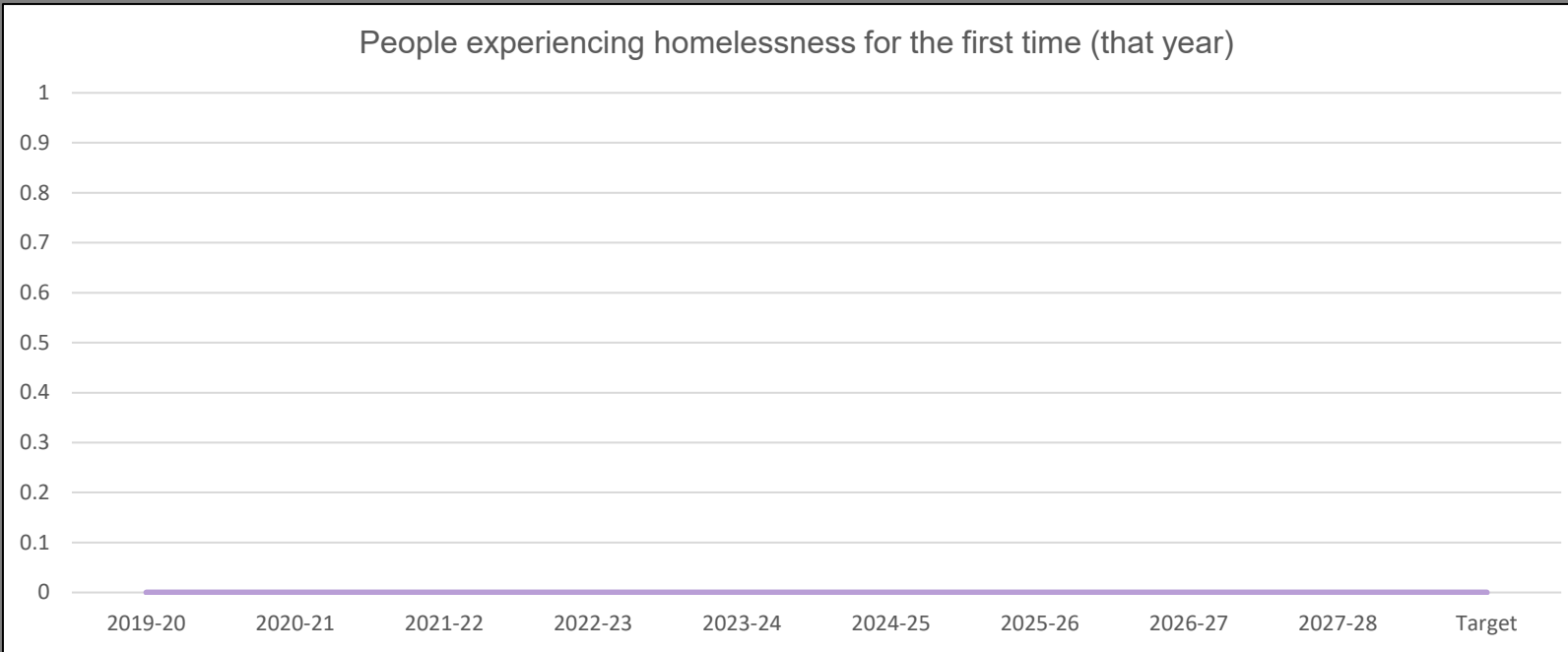
	2019-20	2020-21	2021-22	2022-23	2023-24	2024-25	2025-26	2026-27	2027-28	Target
People experiencing homelessness for at least one day (that year)	0	0	-	-	-	-	-	-	-	0



Please insert comment here

Outcome #2: Fewer people experience homelessness for the first time (new inflows into homelessness are reduced)

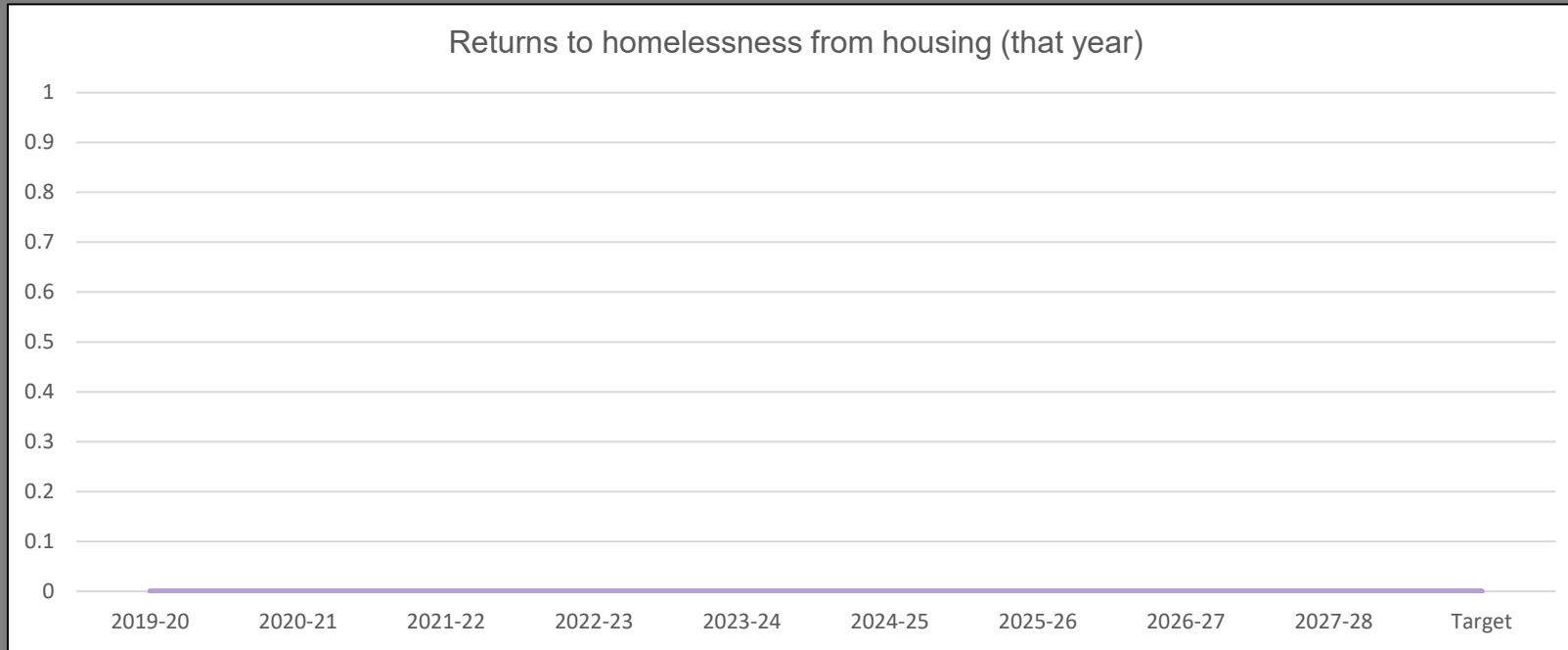
	2019-20	2020-21	2021-22	2022-23	2023-24	2024-25	2025-26	2026-27	2027-28	Target
People experiencing homelessness for the first time (that year)		0	-	-	-	-	-	-	-	0



Please insert comment here

Outcome #3: Fewer people return to homelessness from housing (returns to homelessness are reduced)

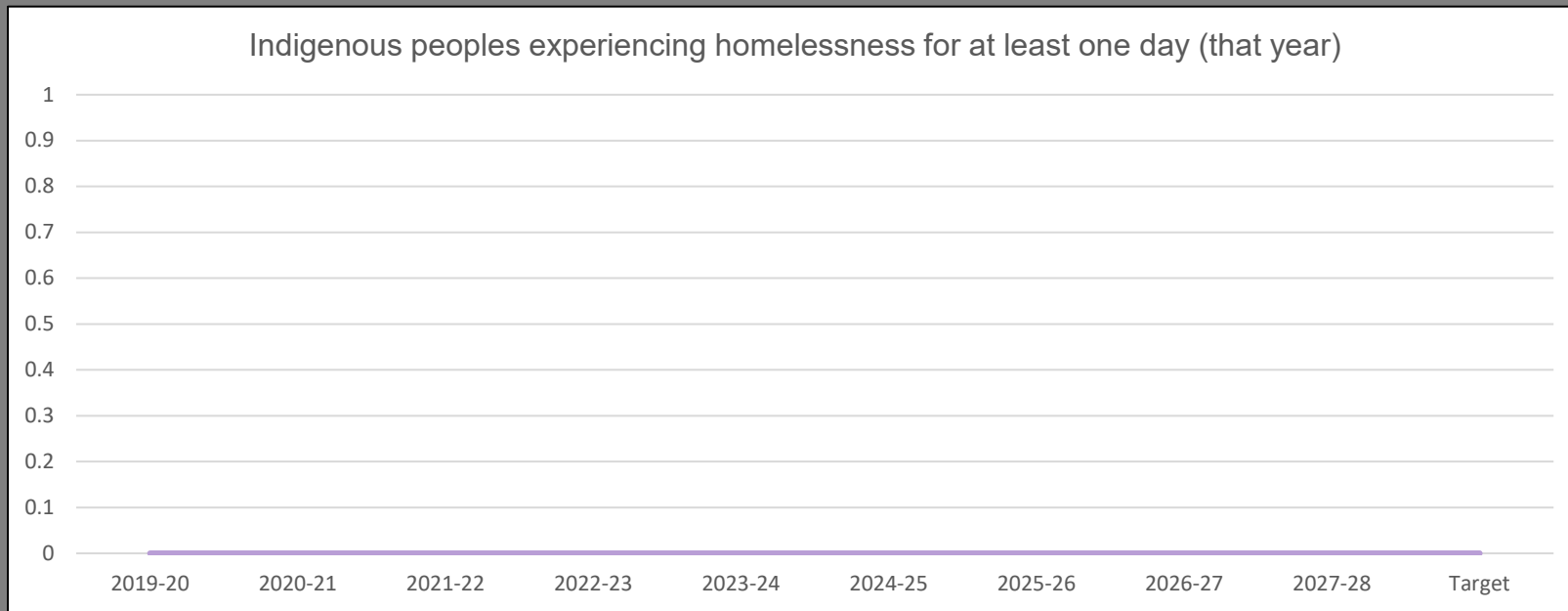
	2019-20	2020-21	2021-22	2022-23	2023-24	2024-25	2025-26	2026-27	2027-28	Target
Returns to homelessness from housing (that year)		0	-	-	-	-	-	-	-	0



Please insert comment here

Outcome #4: Fewer Indigenous peoples experience homelessness (Indigenous homelessness is reduced)

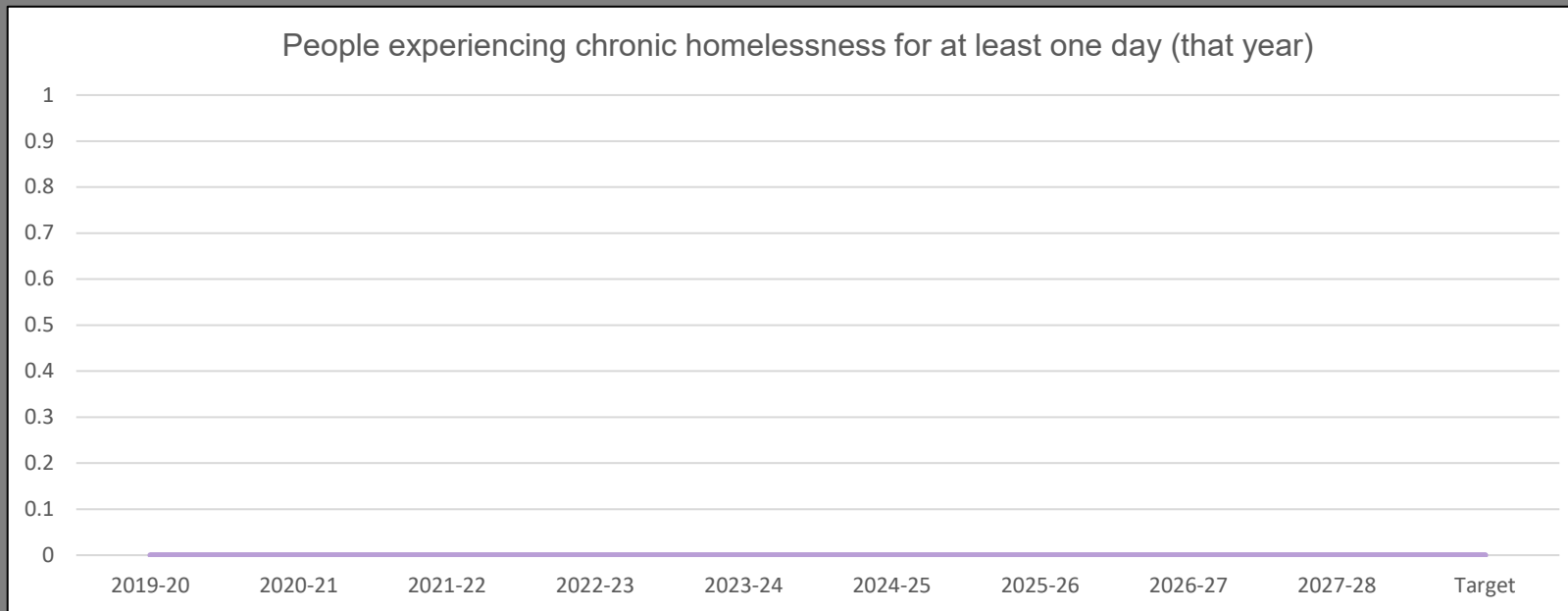
	2019-20	2020-21	2021-22	2022-23	2023-24	2024-25	2025-26	2026-27	2027-28	Target
Indigenous peoples experiencing homelessness for at least one day (that year)		0	-	-	-	-	-	-	-	0



Please insert comment here

Outcome #5: Fewer people experience chronic homelessness (chronic homelessness is reduced)

	2019-20	2020-21	2021-22	2022-23	2023-24	2024-25	2025-26	2026-27	2027-28	Target
People experiencing chronic homelessness for at least one day (that year)		0	-	-	-	-	-	-	-	0



Please insert comment here




MENT
n




y's work
or
proved by

or, our
nce

y-Name
to




port




nged from active (one times) s Inflow)
)
)
)
nged from active (one times) s Outflow)
)
)
)

s for the




port




nged from active (one times) s Inflow)
)
)
)
nged from active (one times) s Outflow)
)
)
)


s for the




ced)









Designated Community – Community Advisory Board

Note: You may list more than one name or organization for each sector. ESDC will not sell, distribute, trade or transfer your information to other government departments, businesses, institutions, organizations or individuals outside ESDC for any other purposes, unless required by law.

Sector	Community Advisory Board Member(s)
Service Canada (Ex-Officio Member)	Billie Dobereiner
Provincial/Territorial government	N/A
Local/Municipal government	Bob Chapman
Indigenous peoples and organizations	CAREA Community Health Centre, Durham Mental Health Services
Veterans Affairs Canada or veterans serving organizations	
Organizations serving women/families fleeing violence	YWCA, Denise House, Bethesda House
Youth and/or youth serving organizations (including Child Welfare Agencies)	The Refuge, Durham Youth Services, John Howard Society
Organizations serving seniors	[Please see organizations serving individuals experiencing or at risk of homelessness]
Newcomer serving organizations	Community Development Council Durham
Health organizations, including hospitals and other public institutions, and organizations focused on mental health and addictions	DMHS (Lakeridge Health), CAREA Community Health Centre, Pinewood Centre, Canadian Mental Health Association Durham, Central East Local Health Integration Network, Region of Durham - Health Department
Individuals with lived experience of homelessness	The H.O.P.E. Coalition
Organizations serving individuals experiencing or at risk of homelessness	Christian Faith Outreach Centre (CFOC), Community Living Durham North, Cornerstone Community Association, Feed the Need in Durham, Gate 3:16 Outreach Centre, Muslim Welfare Centre, North House, Participation House Durham, Region of Durham - Housing Services, Region of Durham - Income and Employment Support, Rose of Durham Young Parents Support Services, Simce Street United Church/Back Door Mission, The Salvation Army Housing Retention Program, United Way Durham, VHA Home Health Care
Private sector	
Landlord associations and/or the housing sector	

Other	University of Ontario Institute of Technology/Durham College
-------	--

Community Advisory Board Chairs or Co-Chairs (if applicable):

I affirm that the above members of the Community Advisory Board have reviewed the attached Community Homelessness Report and that the majority of Community Advisory Board members approve of its content.

Councillor Bob Chapman



2021-06-03

Name

Signature

Date

Name

Signature

Date

Name

Signature

Date

Indigenous Homelessness – Community Advisory Board

Note: You may list more than one name or organization for each sector. ESDC will not sell, distribute, trade or transfer your information to other government departments, businesses, institutions, organizations or individuals outside ESDC for any other purposes, unless required by law.

Sector	Community Advisory Board Member(s)
Service Canada (Ex-Officio Member)	
Provincial/Territorial government	
Local/Municipal government	
Indigenous peoples and organizations	
Veterans Affairs Canada or veterans serving organizations	
Organizations serving women/families fleeing violence	
Youth and/or youth serving organizations (including Child Welfare Agencies)	
Organizations serving seniors	
Newcomer serving organizations	
Health organizations, including hospitals and other public institutions, and organizations focused on mental health and addictions	
Individuals with lived experience of homelessness	
Organizations serving individuals experiencing or at risk of homelessness	
Private sector	

Landlord associations and/or the housing sector	
Other	

Community Advisory Board Chairs or Co-Chairs (if applicable):

I affirm that the above members of the Community Advisory Board have reviewed the attached Community Homelessness Report and that the majority of Community Advisory Board members approve of its content.

Councillor Bob Chapman

2021-06-03

Name

Signature

Date

Name

Signature

Date

Name

Signature

Date