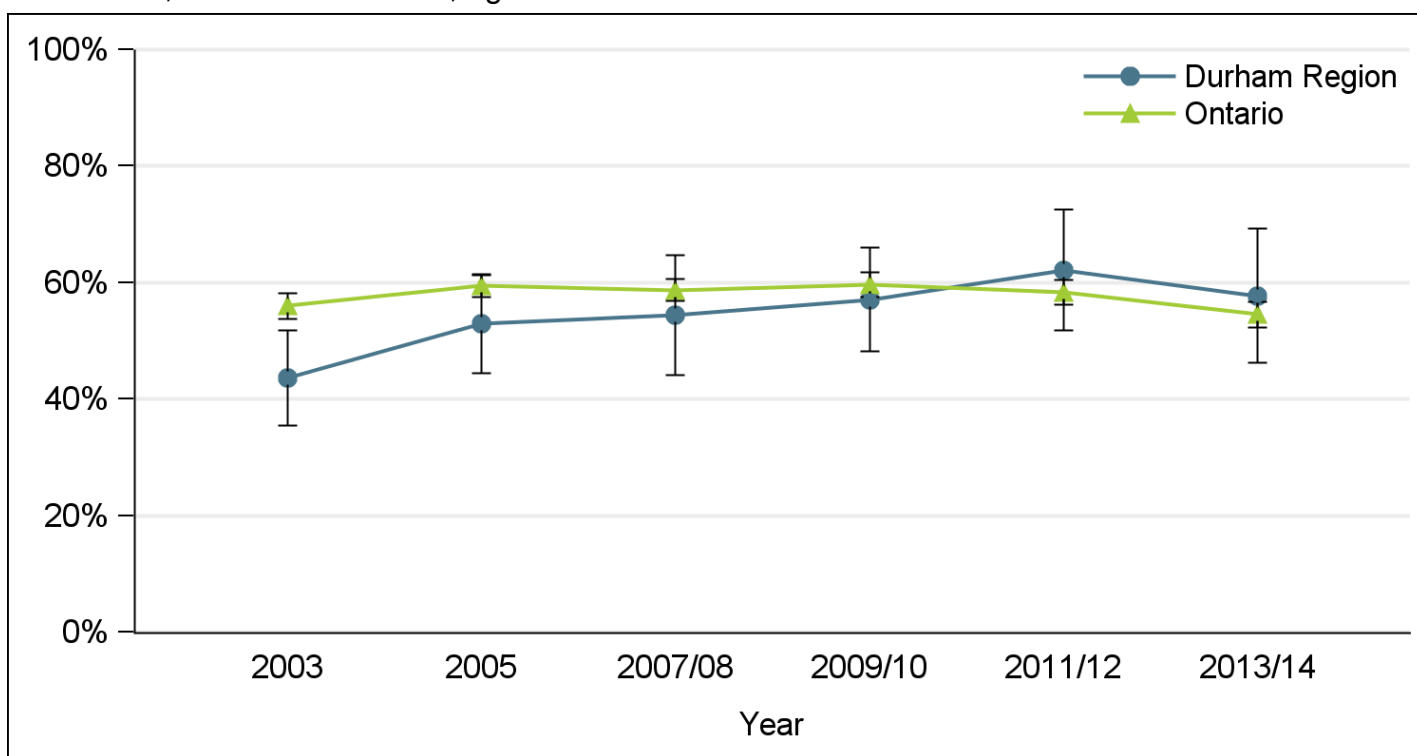


## Highlights

- In 2013/2014, more than half of Durham Region residents aged 15 to 49 at risk for sexually transmitted infections (STI) used a condom the last time they had sex. The proportion that reported using a condom the last time they had sex remained stable in Durham Region and Ontario between 2003 and 2013.
- Among the 36 Ontario public health units, the proportion of respondents who reported using a condom the last time they had sex ranged from 39 to 78 per cent.

## Trend over time

Figure 1. Proportion at risk for STI that used a condom the last time they had sex, Durham Region and Ontario, 2003 to 2013/2014, ages 15 to 49

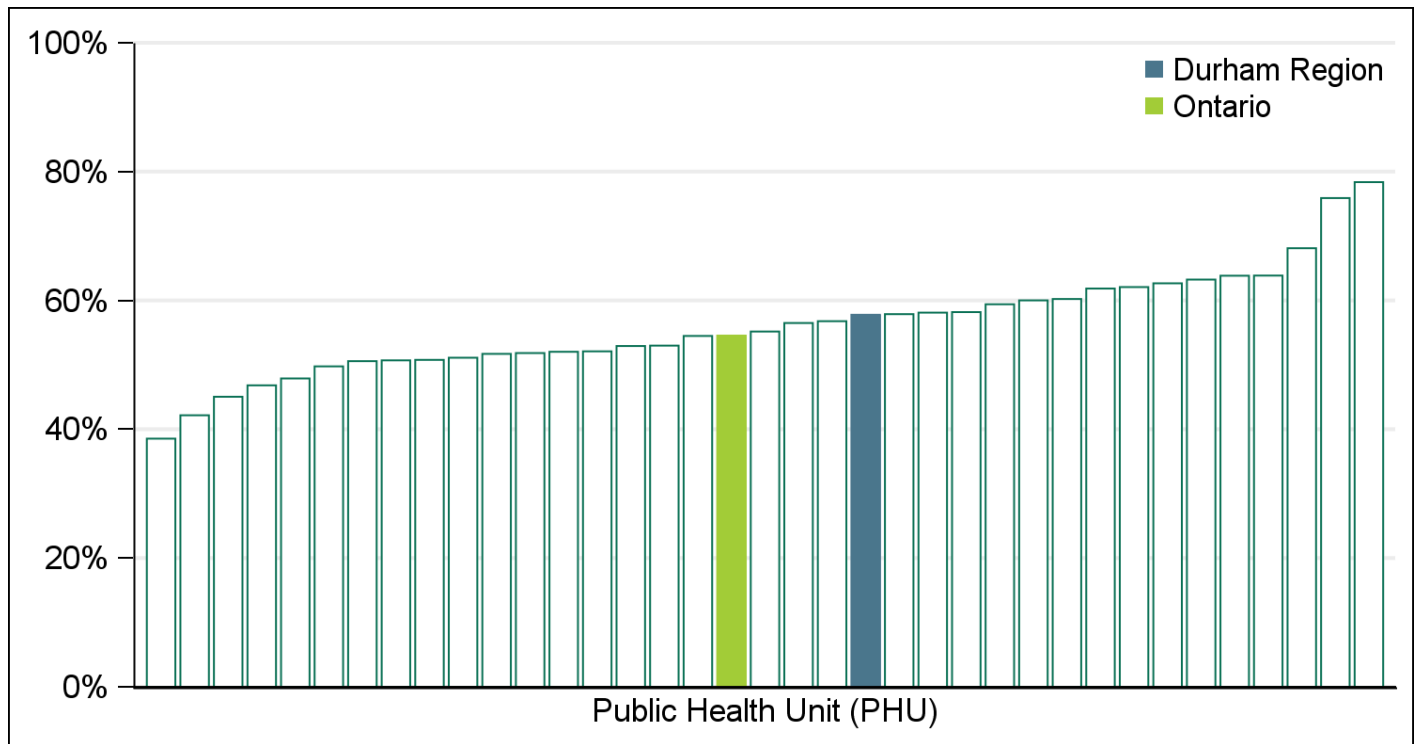


Place of residence	2003	2005	2007/08	2009/10	2011/12	2013/14
<b>Durham</b>	44%	53%	54%	57%	62%	58%
<b>95 per cent CI (Durham)</b>	36-52%	44-62%	44-65%	48-66%	52-73%	46-69%
<b>Ontario</b>	56%	59%	59%	60%	58%	55%
<b>95 per cent CI (Ontario)</b>	54-58%	58-61%	57-61%	58-62%	56-60%	52-57%

In 2013/2014, 58 per cent of Durham Region residents aged 15 to 49 who reported having two or more sexual partners in the previous year used a condom the last time they had sex. This rate was similar to the rate observed for Ontario of 55 per cent. Figure 1 shows that rates for both Durham Region and Ontario have remained stable since 2003.

## Provincial Comparison

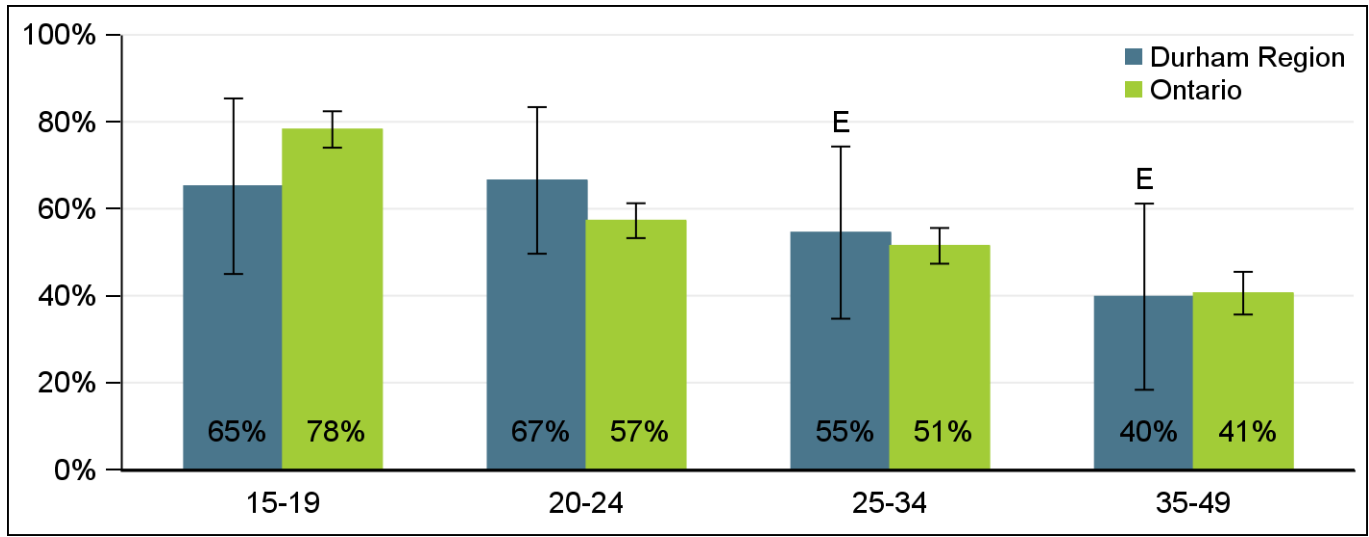
Figure 2. Proportion at risk for STI that used a condom the last time they had sex, by public health unit, 2013/2014, ages 15 to 49



For 2013/2014, the proportion of respondents who reported using a condom the last time they had sex ranged by public health unit from 39 to 78 per cent. The rate for Durham Region was in the middle of this range at 58 per cent (see Figure 2 above).

## Condom use and the determinants of health

Figure 3. Proportion at risk for STI that used a condom the last time they had sex, by age group, Durham Region and Ontario, 2013/2014, ages 15 to 49

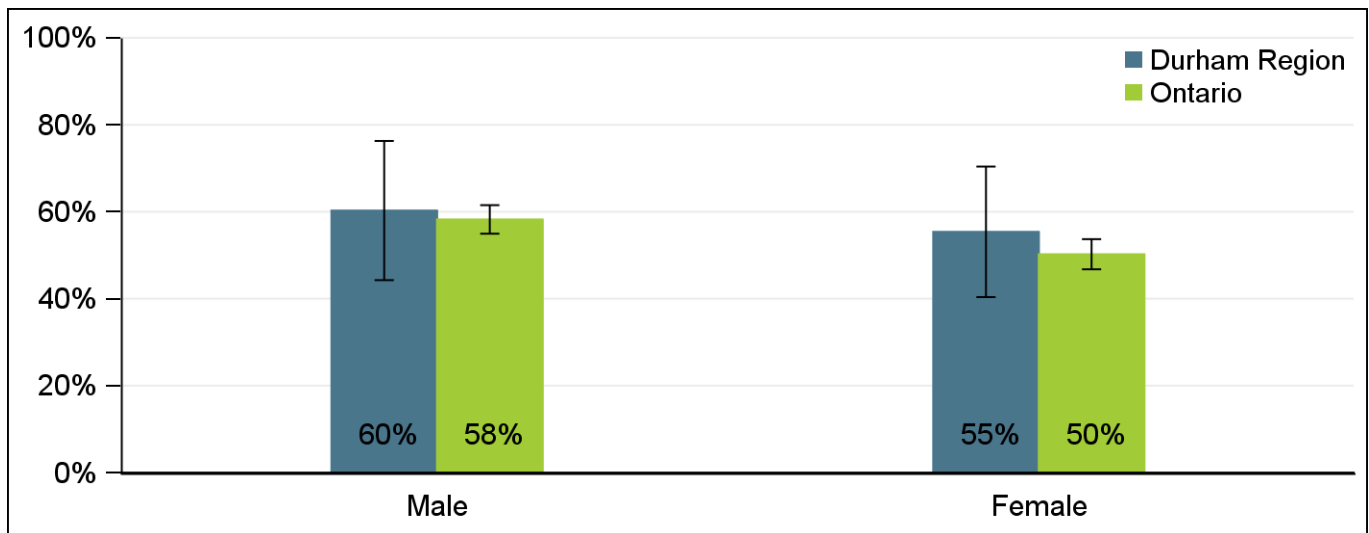


Association between age groups and condom use is significant for Ontario only.

E – use with caution (these data have a coefficient of variation between 16.6% and 33.3%).

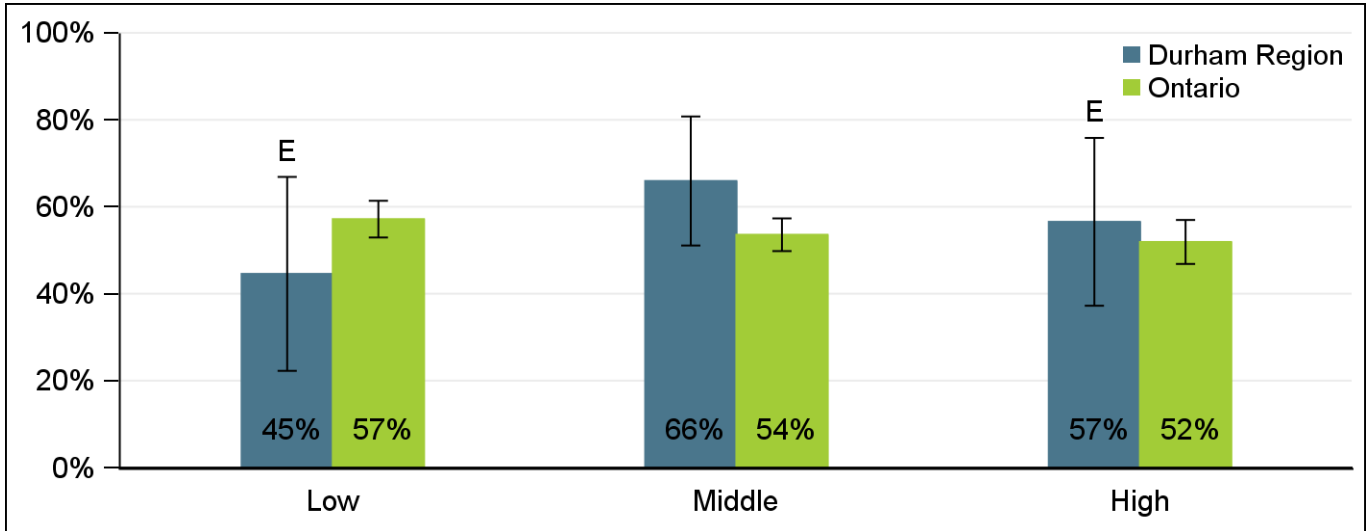
Figure 3 shows that province-wide, condom use declined with increasing age, from 78 per cent those aged 15 to 19, to 41 per cent in those aged 35 to 49. No association between condom use and age was observed for Durham Region.

Figure 4. Proportion at risk for STI that used a condom the last time they had sex, by sex, Durham Region and Ontario, 2013/2014, ages 15 to 49



No association was observed between sex and condom use in Durham Region or Ontario.

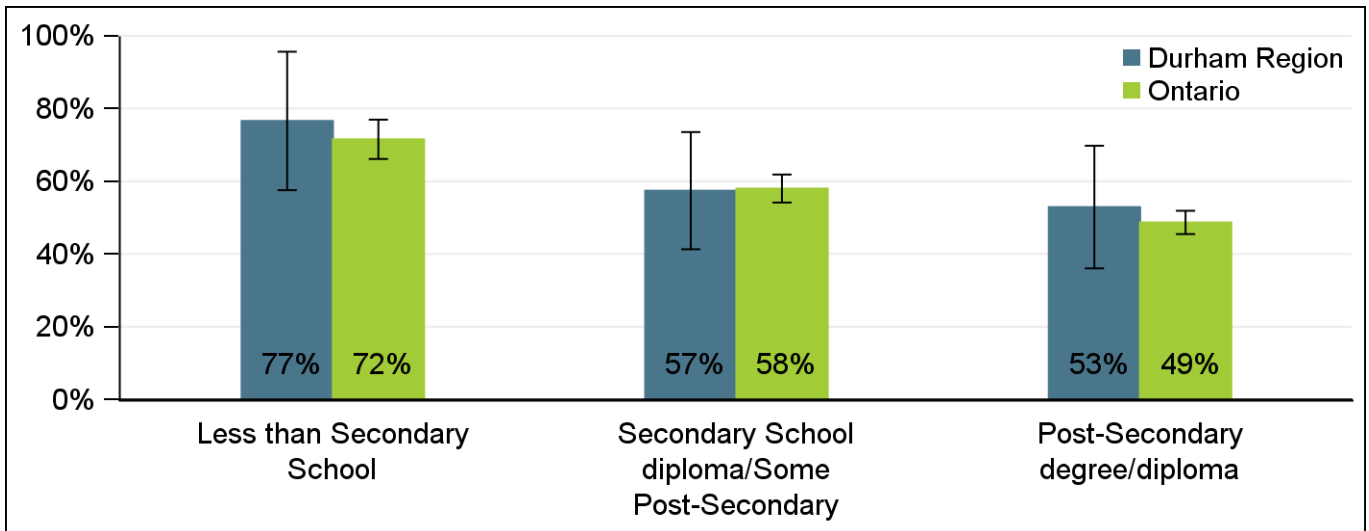
Figure 5. Proportion at risk for STI that used a condom the last time they had sex, by household income category, Durham Region and Ontario, 2013/2014, ages 15 to 49



E – Use with caution as these data have a coefficient of variation between 16.6 and 33.3 per cent.

No association was observed between household income and condom use in Durham Region or Ontario.

Figure 6. Proportion at risk for STI that used a condom the last time they had sex, by education level, Durham Region and Ontario, 2013/2014, ages 15 to 49



No association was observed between education level and condom use in Durham Region or Ontario.

## Data Notes

**Data Source: The Canadian Community Health Survey (CCHS)** is a cross-sectional survey that collects information related to health status, health care utilization and health determinants for the Canadian population. It surveys a large sample of respondents and is designed to provide reliable estimates at the health region level. Since 2007, data are collected on an ongoing basis with annual releases, rather than every two years as was the case prior to 2007. The CCHS data are collected from persons aged 12 and over living in private dwellings, excluding individuals living on Indian Reserves and on Crown Lands, institutional residents, full-time members of the Canadian Forces, and residents of certain remote regions. Interviews are conducted using computer assisted interviewing, either in person or over the telephone.

**Definitions and Survey Questions:** Proportion of the population aged 15 to 49 at risk for STI that used a condom the last time they had sex. At risk for STI was defined as those who had two or more sexual partners in the last year and were not married or living common-law.

**Data Analysis:** The CCHS share file obtained from the Ontario Ministry of Health and Long-Term Care was used for analysis. Data were analyzed using SAS version 9.4. Estimates were weighted using the final CCHS sampling weight. Error bars in the graphs represent the 95% confidence interval (CI) around the estimate. The true or actual estimate falls within the range of values 95 out of 100 times. For all analyses, response options of “refusal”, “don’t know”, “not stated” and “not applicable” were excluded, unless otherwise stated.

The CCHS 2013/2014 dataset was used for the condom use and the determinants of health analysis. Statistical significance was assessed based on a chi-square test with a p-value less than 0.05. A statistically significant difference between groups means that the association is not likely due to chance.

The income categories of low, middle and high were based on a CCHS derived variable which distributed residents according to the adjusted ratio of their total household income to the low income cut-off corresponding to their household and community size. The ten categories in this variable were grouped with “low” income corresponding to the lowest 30 per cent, “middle” including the middle 40 per cent, and “high” corresponding to highest 30 per cent of earners.