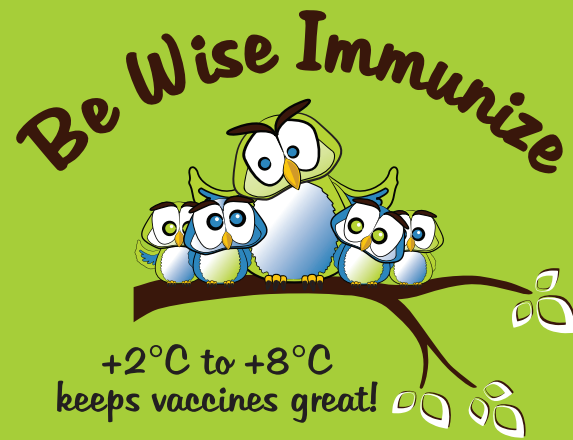


## Back-up Plan Tips

- Back-up sites must have a regulated, monitored fridge
- Consider sites with back-up generators
- Call local pharmacies, hospitals and other facilities to ask if they can be your back-up
- Ensure you have a cooler, ice packs, thermometer, spare battery and flashlight to move the vaccine
- Different fridges hold the temperature for different periods of time. Get to know your own fridge to anticipate how long it will hold a temperature of  $+2^{\circ}\text{C}$  to  $+8^{\circ}\text{C}$



Back-up Site:

Phone #:



HEALTH  
DEPARTMENT

[durham.ca](http://durham.ca)

If you require this information in accessible format, contact 1-800-841-2729.

Aug. 2017

# Don't Be Left in the Dark!




## Have a Back-up Plan!

Protect Your Vaccine  
During a Power Outage

# TAKE ACTION TO PROTECT YOUR VACCINES

## STEP 1

- Record current time and fridge temperature (Max, Min and Current) in log book
- Record "Power Outage" on log book
- Call Local Power Company to ask when power will be back on



The image shows a 'TEMPERATURE LOG/RECORD' book and several log sheets. The book cover is white with blue text and a grid. The log sheets are white with blue text and a grid. The grid has columns for 'TIME', 'TEMP.', and 'SIGN.'. The book cover has a section for 'Company Name' and 'Location'. The log sheets have a section for 'Week No.', 'Date', and 'Equipment Location Identity No.'. The log sheets also have a section for 'ACTION'.


## STEP 2

### If Less than 4 hours...

- Keep fridge door closed and monitor temperature
- If temperature is increasing prepare to move vaccine to back-up site OR proceed to Step #3

### If More than 4 hours...

- Take vaccine to back-up site in cooler (with icepacks and Max/Min thermometer)
- At back-up site, monitor temperature with Max/Min Thermometer



## STEP 3

### If Unable to Transport Vaccine...

- Keep vaccine in fridge (with icepacks if needed) to maintain temperature between +2°C and +8°C
- Keep fridge door closed
- Keep office temperature low (ie close blinds)
- As soon as possible, take vaccine to a working, monitored fridge

Contact the Durham Region Health Department if the fridge temperature is below +2°C or above +8°C for further assistance.