




- LEGEND:**
-  INTERSECTION SIGHT DISTANCE ENVELOPE
DRIVER'S EYE = 1.08 m AND OBJECT HEIGHT = 1.08m
(PLANTING HEIGHTS BELOW 1.08 m, SIGN HEIGHTS ABOVE 1.08 m)
 -  STOPPING SIGHT DISTANCE ENVELOPE
DRIVER'S EYE = 1.08 m AND OBJECT HEIGHT = 0.38 m
(PLANTING HEIGHTS BELOW 0.38 m, SIGN HEIGHTS ABOVE 1.08 m)
 -  UNRESTRICTED AREA (UNLIMITED HEIGHT)

VERTICAL EXAGGERATION
SCALE 1:5

NOTES:

1. THIS DRAWING IS TO BE READ IN CONJUNCTION WITH THE REGIONAL MUNICIPALITY OF DURHAM RURAL ROUNDABOUT DESIGN CRITERIA.
2. LANDSCAPING SHALL BE KEPT BELOW MINIMUM OBJECT HEIGHTS WITHIN SIGHTLINE ENVELOPES. HIGHER LANDSCAPING IS PERMITTED OUTSIDE OF THESE AREAS, AND REQUIRED WITHIN THE CENTRAL ISLAND.
3. REFER TO THE REGION OF DURHAM DESIGN CRITERIA FOR ROUNDABOUTS FOR APPROPRIATE CENTRAL ISLAND TREATMENT.
4. STOPPING SIGHT DISTANCE (SSD) SHOULD BE CHECKED ON EACH APPROACH, WITHIN THE CIRCULATORY ROAD, AND FROM AN ENTRY TO THE NEXT EXIT CROSSWALK.
5. SSD DRIVERS' EYE HEIGHT IS 1.08 m AND OBJECT HEIGHT IS 0.0 m DESIRABLE 0.38 m MINIMUM.
6. INTERSECTION SIGHT DISTANCE (ISD) SHOULD BE CHECKED USING SIGHT TRIANGLES FROM EACH ENTRY TO THE PREVIOUS ENTRY AND TO THE CIRCULATORY ROAD.
7. ISD DRIVERS' EYE AND OBJECT HEIGHTS ARE 1.08 m.
8. METHODOLOGY SHALL BE FROM NCHRP REPORT 672, USING A CRITICAL HEADWAY FOR ISD OF 5.0 SECONDS.



ROUNDABOUT SIGHT DISTANCES

DWG. DATE:	2020 04
REVISION NO.:	1
REV. DATE:	2021 04
SCALE:	N.T.S.

S-620.030