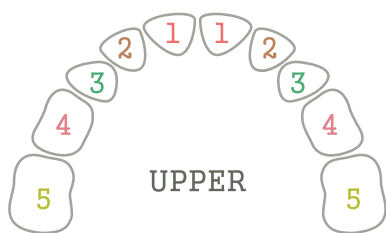
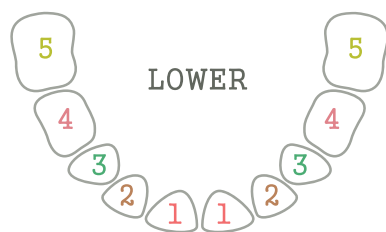


Eruption Chart for Baby & Adult Teeth

This is a guideline only.



20 baby teeth

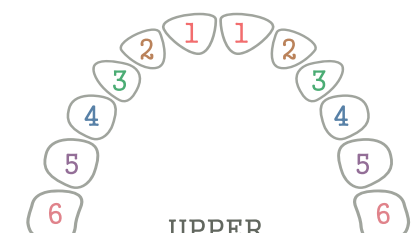


UPPER

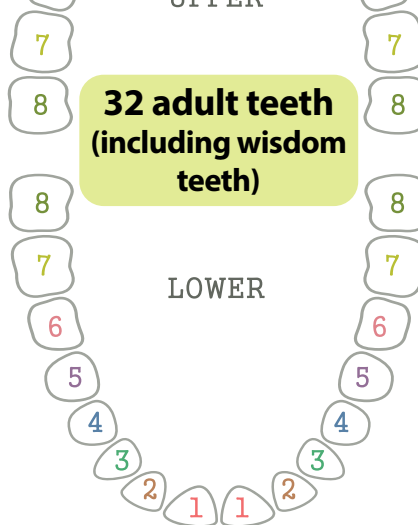
- 1 8-12 MONTHS
- 2 9-13 MONTHS
- 3 16-22 MONTHS
- 4 13-19 MONTHS
- 5 25-33 MONTHS

LOWER

- 1 6-10 MONTHS
- 2 10-16 MONTHS
- 3 17-23 MONTHS
- 4 14-18 MONTHS
- 5 23-31 MONTHS



32 adult teeth (including wisdom teeth)



UPPER

- 1 7-8 YEARS
- 2 8-9 YEARS
- 3 11-12 YEARS
- 4 10-11 YEARS
- 5 10-12 YEARS
- 6 6-7 YEARS
- 7 12-13 YEARS
- 8 17-21 YEARS

LOWER

- 1 6-7 YEARS
- 2 7-8 YEARS
- 3 9-10 YEARS
- 4 10-12 YEARS
- 5 11-12 YEARS
- 6 6-7 YEARS
- 7 11-13 YEARS
- 8 17-21 YEARS



Durham Health Connection Line
 905-668-2020 or 1-800-841-2729
durham.ca/oralhealth
 Dial 311 (within regional limits)



Healthy **Mouth**
Healthy **YOU**

If you require this information in an accessible format, contact 1-866-853-1326.